

GB Masonry

Premium Masonry Bond Patterns

National Collection



What's inside

- 1 – Bond Patterns p⁰⁷
- 2 – Sizes p¹⁴
- 3 – Mortar Selection p²⁰
- 4 – Get in Touch p³²

Cover Page:
Product – GB Veneer Split Face | Limestone
Architect – Bates Smart
Photographer – Black Bee Studio

A BRAND OF
BRICKWORKS

ENDLESS
POSSIBILITIES

Product – GB Honed | Porcelain
Builder – Webb & Brown-Neaves

Beautiful Products

—
GB Masonry collection has been a symbol of quality in the masonry industry since 1978 when GB Masonry was founded. For products that show the skill of master craftsmen there is no rival to the GB Masonry collection of premium masonry.



Product – GB Veneer Split Face | Limestone
Architect – Hamilton Hayes Henderson | Architect of documentation – Archidiom
Interior Designer – Drawing Mill
Developer – Andrews Projects | Builder – Hutchinson Builders
Installer – Impact Bricklaying (Paul Stubbs)
Photographer – Black Bee Studio



Our Patterns

—
GB Masonry is crafted for creative designs with bond patterns that are only limited by your imagination.

This guide captures some of the most impressive bond patterns our architectural partners have created and which feature in industry leading designs in projects across the country.


We hope you will use the patterns shown as examples to mimic, to build upon, or as inspiration to create new, never before seen bond patterns that showcase the versatility of architectural masonry.

Bond Patterns




Product – GB Honed | Porcelain
Architect – Richards and Spence
Photographer – Alicia Taylor


Masonry Bond Patterns




Standard Stack Bond




Standard Cross Bond




Three Quarter Stack Bond



Three Quarter Cross Bond



Half Stack Bond




Half Cross Bond




Product – GB Honed | Nickel
Architect – MMAD Architecture
Photographer – Jack Lovel
Builder – DIMPAT


Masonry Bond Patterns




Half Height Halves and Standard Blocks in Alternating Courses



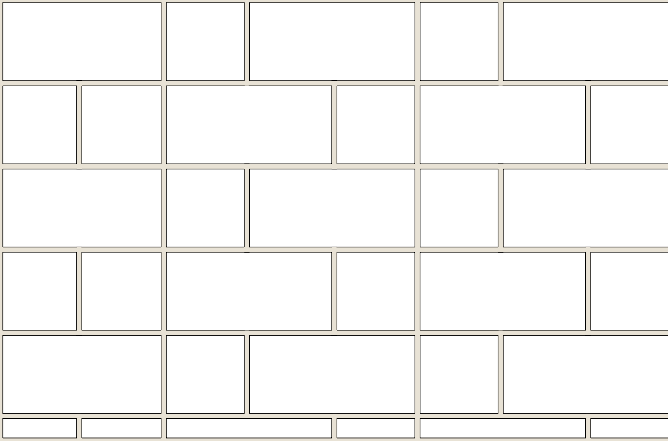
Half Heights and Standard Blocks in Alternating Courses




Standard and Half Blocks in Alternating Courses in Stack bond



Standard and Half Blocks in Cross bond



Standard and Half Blocks Blended Courses in Stack bond

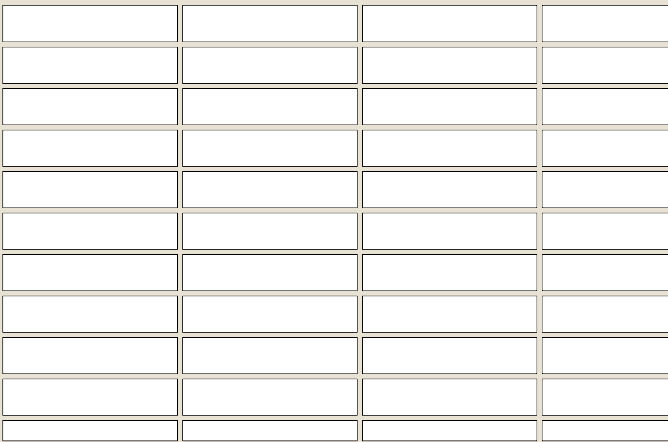


Standard and Half Blocks Blended Courses in Cross bond




Product – GB Honed | Porcelain
Architect – Willemsen Architects
Photographer – Scott Burrows

Masonry Bond Patterns




Half Height Stack Bond




Half Height Cross Bond




Half Height and Half Height Half in Stack Bond



Half Height and Half Height Half in Alternating Courses



Half Height in Stagger Bond




Half Height in Stack and Cross Bond




Product – GB Honed | Nickel
Architect – Ritz and Ghougassian
Photographer – Tom Blachford

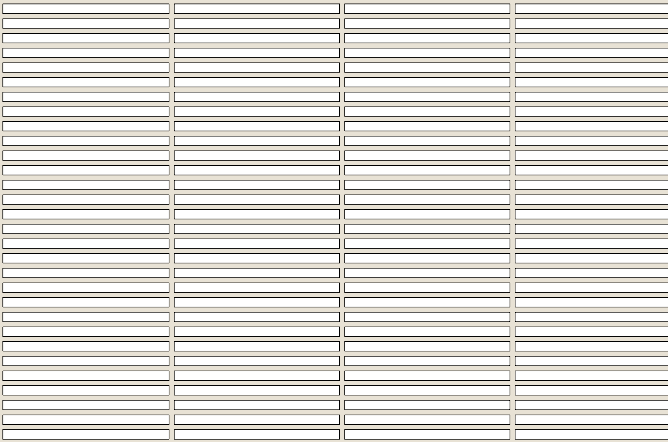
Masonry Bond Patterns



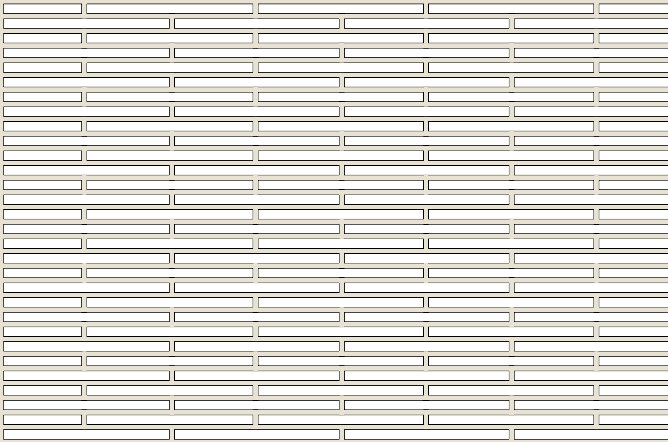
Half Height, Half Height Half and Veneer in Alternating Courses 1



Half Height, Half Height Half and Veneer in Alternating Courses 2




Veneer Stack Bond



Veneer Cross Bond




Half Height and Veneer in Alternating Courses 1



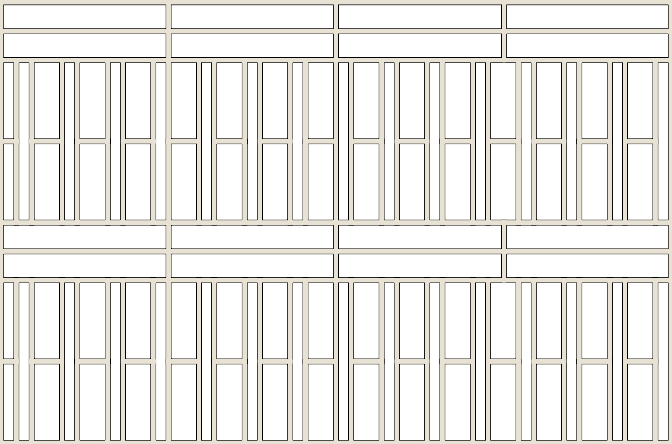
Half Height and Veneer in Alternating Courses 2




Masonry Bond Patterns




Half Height, Half Height and Veneer Bookcase 1




Half Height, Half Height Half and Veneer Bookcase 2




Half Height & Veneer Bookcase 3



Half Height, Half Height Half and Veneer Bookcase 4



French / Random Pattern – Standard, Three Quarter, Half, Half Height, and Half Height Half




Standard and Half Height Half




Product – GB Veneer Split Face | Limestone
Architect – Bates Smart
Photographer – Black Bee Studio


Masonry Bond Patterns



Standard, Three Quarter and Half Bond Pattern 1



Standard, Half and Veneer Bond Pattern






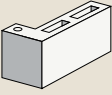
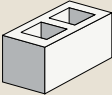

Standard, Three Quarter and Half Bond Pattern 2


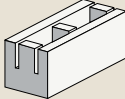
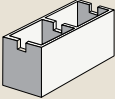
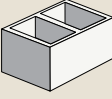

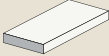


Product – GB Honed | Porcelain
Architect – Architects EAT
Photographer – Derek Swalwell




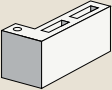

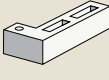
GB Collection Block Sizes


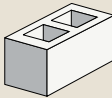



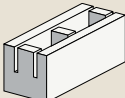
GB Aspect Honed

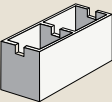
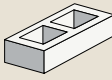

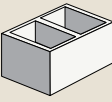


10-01 Standard Block 390L x 90W x 190H mm	10-02* Three Quarter 290L x 90W x 190H mm	10-03* Half Block 190L x 90W x 190H mm	10-25 Corner Return 390L x 190W x 190H mm	20-01 Standard Block 390L x 190W x 190H mm	20-02* Three Quarter 290L x 190W x 190H mm
					

20-03* Half Block 190L x 190W x 190H mm	20-20* Knockout 390L x 190W x 190H mm	20-42 Channel 390L x 190W x 190H mm	30-01* Full 390L x 290W x 190H mm	30-02* Three Quarter 290L x 290W x 190H mm	50-31 Capping Tile 390L x 190W x 40H mm
					



GB Honed

10-01 Standard Block 390L x 90W x 190H mm	10-02* Three Quarter 290L x 90W x 190H mm	10-03* Half Block 190L x 90W x 190H mm	10-25 Corner Return 390L x 190W x 190H mm	10-71 Half Height 390L x 90W x 90H mm	10-725* Half Height Corner Return 390L x 190W x 90H mm
					




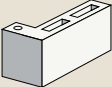


10-73 Half Height Half 190L x 90W x 90H mm	20-01 Standard Block 390L x 190W x 190H mm	20-02* Three Quarter 290L x 190W x 190H mm	20-03* Half Block 190L x 190W x 190H mm	20-13* Half Lintel 190L x 190W x 190H mm	20-20* Knockout 390L x 190W x 190H mm
					

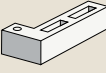

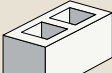



20-42 Channel 390L x 190W x 190H mm	20-71 Half Block 390L x 190W x 90H mm	20-73* Half Height Half 190L x 190W x 90H mm	30-01* Full 390L x 290W x 190H mm	30-02* Three Quarter 290L x 290W x 190H mm	50-31 Capping Tile 390L x 190W x 40H mm
					

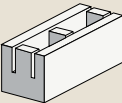
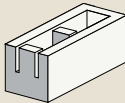
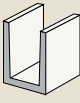

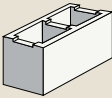
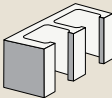
GB Veneer

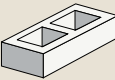

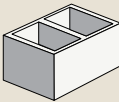
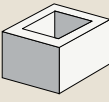

10-117sw* Veneer Sawn Face 390L x 90W x 40H mm	10-117* Veneer Split Face 390L x 95W x 40H mm
	

GB Smooth

10-01 Standard Block 390L x 90W x 190H mm	10-02* Three Quarter 290L x 90W x 190H mm	10-03* Half Block 190L x 90W x 190H mm	10-25 Corner Return 390L x 190W x 190H mm	10-38 Half Height Sill 130L x 190W x 90H mm	10-71 Half Height 390L x 90W x 90H mm
					

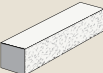
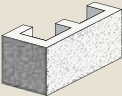





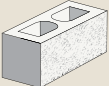



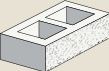
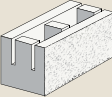
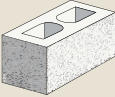
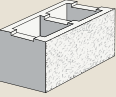
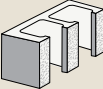
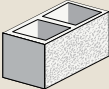
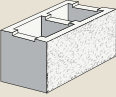
10-725* Half Height Corner Return 390L x 190W x 90H mm	10-73* Half Height Half 190L x 90W x 90H mm	20-01 Standard Block 390L x 190W x 190H mm	20-02* Three Quarter 290L x 190W x 190H mm	20-03* Half Block 190L x 190W x 190H mm	20-13* Half Lintel 190L x 190W x 190H mm
					

20-20* Knockout 390L x 190W x 190H mm	20-21* Corner Knockout 390L x 190W x 190H mm	20-25* Three Quarter Lintel 190L x 190W x 290H mm	20-38 Half Height Sill 245L x 190W x 100H mm	20-42 Channel 390L x 190W x 190H mm	20-45* Cleanout Block 390L x 190W x 190H mm
					

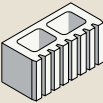
20-71 Half Height 390L x 190W x 90H mm	20-73* Half Height Half 190L x 190W x 90H mm	30-01* Full 390L x 290W x 190H mm	30-02* Pier Block 290L x 290W x 190H mm	50-31* Capping Tile 390L x 190W x 40H mm
				

GB Collection Block Sizes

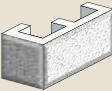




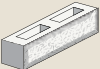
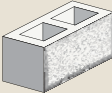



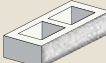
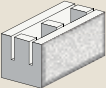
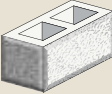
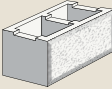
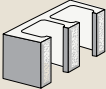



GB Split Face

10-109* Solid Half Height 390L × 90W × 90H mm	10-125* Corner Return 390L × 190W × 190H mm	10-91 Standard Block 390L × 90W × 190H mm	10-92* Three Quarter 290L × 90W × 190H mm	10-93* Half Block 190L × 90W × 190H mm	10-95 Solid Standard 390L × 90W × 190H mm
					
10-971* Half Height 390L × 90W × 90H mm	20-121 Standard Block 390L × 190W × 190H mm	20-123* Half Block 190L × 190W × 190H mm	20-125* Half Lintel 190L × 190W × 190H mm	20-126* Three Quarter Lintel 190L × 190W × 290H mm	20-127* Half Height 390L × 190W × 90H mm
					
20-133* Knockout 390L × 190W × 190H mm	20-139 Corner 390L × 190W × 190H mm	20-142 Channel 390L × 190W × 190H mm	20-145* Cleanout Black 390L × 190W × 190H mm	30-121* Full 390L × 290W × 190H mm	30-142* Channel 390L × 290W × 190H mm
					

Vertico

20:109 Standard Block 390L × 216W × 190H mm


GB Sandstone Rock Face

10-125 HS Corner Return 390L × 190W × 190H mm	10-91 HS Veneer 390L × 90W × 190H mm	10-92* HS Three Quarter 290L × 90W × 190H mm	10-93* HS Half 190L × 90W × 190H mm	10-95 Solid HS Veneer 390L × 90W × 190H mm	10-971 HS Half Height 390L × 90W × 90H mm
					
20-121 HS Standard 390L × 190W × 190H mm	20-123* HS Half 190L × 190W × 190H mm	20-125* HS Half Lintel 190L × 190W × 190H mm	20-126* HS Three Quarter Lintel 190L × 190W × 290H mm	20-127* HS Half Height 390L × 190W × 90H mm	20-133* HS Knockout 390L × 190W × 190H mm
					
20-139 HS Corner 390L × 190W × 190H mm	20-142 HS Channel 390L × 190W × 190H mm	20-145* Cleanout Block 390L × 290W × 190H mm	41-41 Double Sided Split Capping Tile 290L × 260W × 75H mm	41-44* Split End Capping Tile 350L × 260W × 75H mm	41-48 Split Edge Capping Tile 390L × 300W × 75H mm
					

50-65* Split Pier Capping Tile 325L × 325W × 75H mm	50-66* 4 Sided Pier Capping Tile 330L × 330W × 75H mm	50-70* Split Step Tread 390L × 350W × 75H mm
		

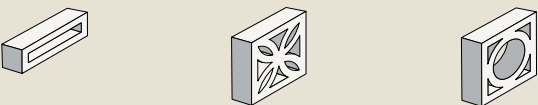
Breeze Block Sizes

Concrete Breeze Blocks

20-414 Arc Breeze 390L x 180W x 190H mm	10-938 Cloud Breeze 390L x 90W x 190H mm	15-936 Diamond Breeze 390L x 140W x 190H mm	15-937 Wedge Breeze 390L x 140W x 190H mm
---	--	---	---

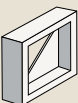


10-960 Linear Breeze 390L x 95W x 80H mm	10-908 Flower Breeze 290L x 90W x 290H mm	10-906 Circle Breeze 290L x 90W x 290H mm
--	---	---



Kite Breeze

90KB-1-2929 Kite Breeze 290L x 90W x 290H mm
--





Mortar

2

Mortex Preblended Mortar

—

Mortex is a factory manufactured, quality assured premixed M4 rated mortar solution. Its consistency can save labour time, increase efficiency, remove the need for on site blending, and it is compliant with AS3700:2018. Mortex takes the guess work out of mortar blending and reduces the potential for under strength, non compliant mortar use.

This can ultimately reduce potential liabilities, saving money and time on rectifications. With the adoption of ISO9001:2008 principles, the mortar constituents are accurately measured and blended in a controlled environment to ensure consistent, homogeneous mortar is produced on-site.





Mortar Selection

White mortar is currently the most popular colour. This is made by mixing light coloured cement and white sand and results in a traditional brick and mortar look. Mortar can be coloured by adding powdered or liquid pigments to the mortar as it is being mixed by the blocklayer. It can also be tinted to match the brick colour, giving a very even wall colour.

Please confirm with your blocklayer what their mortar colouring offering is before making your final decision.

Colours



MORTEX White*



MORTEX Grey*



MORTEX Charcoal*



Pebble



Limestone



Bark



Nickel



Oak



Gumnut



Pewter

Ideas for Inspiration

—
Whatever your ideas, we have the products to turn them into reality.



Coloured Masonry Blocks and Breeze Blocks
Our extensive range of architectural masonry products are available in a range of sizes, formats, and finishes from Austral Masonry and GB Masonry.



Grey Masonry Blocks
Austral Masonry offer an extensive range of sizes and formats with light weight options available in selected locations.



Retaining Walls
Choose from concrete retaining wall blocks or concrete sleepers suitable for DIY, general landscaping or large scale commercial retaining wall applications.



Engineered Pavers
Offered exclusively from UrbanStone, the engineered range of pavers are the pinnacle in quality and style.



Natural Stone
Granite, Marble and Limestone flooring, and natural stone wall cladding are style solutions created by nature and perfected by UrbanStone.



Porcelain Stoneware*
Created in Italy by Keope Ceramiche, our porcelain stoneware collection is the epitome of style, designed to suit indoor and outdoor applications.



Concrete Pavers
For commercial and residential applications, our range includes a collection of sizes, textures and a plethora of colours.



Limestone Blocks*
The engineered limestone and natural limestone block range is sourced through quarries in Western Australia with two finishes available to complement the natural limestone colour.



Preblended Mortar and Accessories
From Mortex preblended mortar, to concrete sealers and mortar additives, Austral Masonry offers a host of installation accessories.



Discover More

Inspiration doesn't always come naturally, and your home is going to be there for a long time, so it's worth taking your time to enjoy the creative process. From visiting us at our Design Studios, and exploring our iVisualise Tools online, to chatting in person or over the phone, we're here to help.



Discover

Brickworks Design Studios

Your local Brickworks design studio is a one-stop destination for advice and inspiration, where you can experience the quality of our product range first-hand. Our experienced consultants will guide you through the range and help you find the best possible solution for your project – within your budget.

Call.
1300 Masonry

Create

iVisualise Tools

Using artificial intelligence and digital technology, you're now able to experience colours, forms and profiles with our online colour visualisation tool. iVisualise helps make selection seamless and simple – whether you're looking for a traditional product, or something more contemporary.


Visit.
gbmasonry.com.au/ivisualise

Learn

Colour Consultations

Building or renovating a home is a major investment – and it should be an enjoyable experience for you. We can help with a one-to-one colour consultation where our experts can guide you on colour trends, the right fit and style, and ideas that will give you a genuinely individual look.

Book.
brickworks.com.au/colour



Backed by Brickworks

Local expertise. Global quality. Brickworks Building Products are one of Australia’s biggest building material producers. With heritage going all the way back to one of Australia’s founding brick producers, we’re proud of our reputation for design, innovation and sustainability.

BRICKWORKS




AUSTRALIA








NORTH AMERICA



EXCLUSIVE DISTRIBUTOR





Get in Touch

—
For more information, advice
and samples get in touch with
the GB Masonry team.

Visit. gbmasonry.com.au
Call. 1300 Masonry

Design Studios

Sydney

Tel. 02 9611 4200
2 Barrack Street
Sydney NSW 2000

Melbourne

Tel. 03 8621 7777
367 Collins Street
Melbourne VIC 3000

Brisbane

Tel. 07 3634 5604
27 James Street
Fortitude Valley QLD 4006

Adelaide

Tel. 08 8443 2222
70 Hindmarsh Square
Adelaide SA 5000

Perth

Tel. 08 6332 5800
67 King Street
Perth WA 6000

Hobart

Tel. 03 6212 9120
210 Elizabeth Street
Hobart TAS 7000

Follow us



The product images in our brochures give a general indication of colour for your preliminary selection. We also recommend you view current product samples before making your final selections.

Visit. gbmasonry.com.au

Call. 1300 Masonry

A BRAND OF

BRICKWORKS

