

















# Technical Data Sheet

Product Range	Product Name	Dimensional Illustration	Swatch	State	Length (mm)	Width (mm)	Height (mm)	Dimensional Category	Average Weight/ Unit (kg)	Core Volume (%)	Units Per m <sup>2</sup>	Pack Size	Characteristic Unconfined Compressive Strength (fuc) (Mpa)	Cold Water Absorption (%)	Initial Rate of Absorption (IRA)	eFactor	Durability Class	Liability to Effloresce	Lime Pitting Liability	Solar Absorption Rating	LRV	BASIX Rating
Specialty	Amber			NSW	230	110	76	DW1	2.7	<40	48.5	512	>20	<10	0.1 - 0.8	<0.8	Exposure Grade	Slight	Slight	0.54	TBA	Medium
Specialty	Crimson			NSW	230	110	76	DW1	2.7	<40	48.5	512	>20	<10	0.1 - 0.8	<0.8	Exposure Grade	Slight	Slight	0.74	TBA	Dark
Specialty	Emerald			NSW	230	110	76	DW1	2.7	<40	48.5	512	>20	<10	0.1 - 0.8	<0.8	Exposure Grade	Slight	Slight	0.62	TBA	Medium
Specialty	Espresso			NSW	230	110	76	DW1	2.7	<40	48.5	512	>20	<10	0.1 - 0.8	<0.8	Exposure Grade	Slight	Slight	0.88	TBA	Dark
Specialty	Jade			NSW	230	110	76	DW1	2.7	<40	48.5	512	>20	<10	0.1 - 0.8	<0.8	Exposure Grade	Slight	Slight	0.54	TBA	Medium
Specialty	Pacific			NSW	230	110	76	DW1	2.7	<40	48.5	512	>20	<10	0.1 - 0.8	<0.8	Exposure Grade	Slight	Slight	0.78	TBA	Dark
Specialty	Royal			NSW	230	110	76	DW1	2.7	<40	48.5	512	>20	<10	0.1 - 0.8	<0.8	Exposure Grade	Slight	Slight	0.54	TBA	Medium
Specialty	Sienna			NSW	230	110	76	DW1	2.7	<40	48.5	512	>20	<10	0.1 - 0.8	<0.8	Exposure Grade	Slight	Slight	0.76	TBA	Dark

This Data represents average results from commercial production lots.  
 If specific test results are required, sample should be taken from current production lots.  
 AUSTRALIAN STANDARD TEST METHODS AS/NSZ 4456 ARE USED AS APPLICABLE.

May 2022