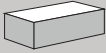

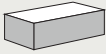





# Technical Data Sheet

Product Range	Product Name	Dimensional Illustration	Swatch	State	Length (mm)	Width (mm)	Height (mm)	Dimensional Category	Average Weight/Unit (kg)	Units per m <sup>2</sup>	Pack Size	Cold Water Absorption (%)	eFactor	Durability Class	Liability to Effloresce	Lime Pitting Liability	Breaking Load (kN)	Modulus of Rupture (Mpa)	Abrasion Resistance (cm <sup>3</sup> )	Slip Resistance	Solar Absorption	LRV	BASIX Rating
Hamlet	Ash			NSW	230	76	65	DPA2	1.8	58	750	<10	<1.0	Exposure Grade	Slight	Slight	>5	<4	<15	P5	0.68	18.0	Medium
Hamlet	Bowral Blue			NSW	230	76	65	DPA2	1.8	58	750	<10	<0.8	Exposure Grade	Slight	Slight	>6	<5	<7	P5	0.84	7.8	Dark
Hamlet	Sepia			230	230	76	65	DPA2	1.8	58	750	<15	<1.0	Exposure Grade	Slight	Slight	>5	<4	<7	P5	0.81	14.1	Dark

This Data represents average results from commercial production lots.

If specific test results are required, sample should be taken from current production lots.

AUSTRALIAN STANDARD TEST METHODS AS/NSZ 4456 ARE USED AS APPLICABLE.

May 2022