

CERAMIC FAÇADE SYSTEM

terraçade™

*National Collection*





PRODUCT: XP SMOOTH 1200 (CUSTOM)  
COLOUR: BRILLIANT WHITE (CUSTOM)  
PROJECT: NOTRE DAME COLLEGE SCIENCE CENTRE  
ARCHITECT: BALDASSO CORTESE  
PHOTOGRAPHER: IMAGEPLAY

COVER  
PRODUCT: LOUVRE  
COLOUR: CHINA WHITE (CUSTOM)  
PROJECT: FUZHOU STRAIT CULTURE AND ART CENTRE  
ARCHITECT: PES ARCHITECTS

<b>COLOURFAST</b> SYSTEM	06
<b>ENDURING</b> CERAMIC	08
<b>BENEFITS</b> OF TERRAÇADE	10
<b>RANGE</b>	12
<b>COLORS AND FINISHES</b>	14
TERRAÇADE <b>TN</b>	16
TERRAÇADE <b>XP</b>	18
<b>BAGUETTES</b>	20
<b>LOUVRES</b>	22
<b>GALLERY</b>	24
<b>ACCESSORIES</b>	28
<b>INSTALLATION</b>	32
<b>TECHNICAL INFORMATION</b>	34
<b>HOME</b> OF INSPIRATION	36
<b>BEAUTIFUL PRODUCTS</b> THAT LAST FOREVER	38



# AUSTRALIA'S MOST INNOVATIVE AND ENDURING

PRODUCT: LOUVRE

COLOUR: CHINA WHITE (CUSTOM)

PROJECT: FUZHOU STRAIT CULTURE AND ART CENTRE

ARCHITECT: PES ARCHITECTS



# PREFINISHED COLOURFAST SYSTEM

Creativity meets practicality. Appealing to both the creative and the practical, Terraçade has been designed to complement a diverse range of architectural styles, whilst the Terraçade system radically simplifies and speeds up the entire design and installation process. The complete Terraçade collection is prefinished and colourfast, meaning it will look as vibrant today as it will in 100 years.

**PRODUCT:** TN GLAZED

**COLOUR:** BRILLIANT WHITE, GREY AND BLACK

**PROJECT:** APEX APARTMENTS

**BUILDER:** APEX BUILDERS

**PHOTOGRAPHER:** BLACK BEE PHOTOGRAPHY



# ENDURING CERAMIC FAÇADE

Performance driven, Terraçade products are built for outstanding durability and performance. With an unmatched 100 year warranty, the authentic natural ceramic material ensures the tiles easily withstand every weather extreme, from intense UV, heat and even fire, to heavy storms and sub-zero temperatures. Providing a completely maintenance-free finish that is stylish and energy efficient.

PRODUCT: XP SMOOTH 1200 (CUSTOM)  
COLOUR: BRILLIANT WHITE (CUSTOM)  
PROJECT: NOTRE DAME COLLEGE SCIENCE CENTRE  
ARCHITECT: BALDASSO CORTESE  
PHOTOGRAPHER: IMAGEPLAY



## Colour for Life Warranty

Terraçade tiles will not fade or change colour when used in normal weather conditions.



## 100 Year Product Warranty

Terraçade tiles are free from defects in materials for 100 years from the date of delivery.



## 20 Year System Warranty

Terraçade hanging rails are free from defects in materials and workmanship for 20 years from the date of delivery.





# DESIGNED TO LAST

Versatile in design, easy to install and with low maintenance upkeep, Terraçade ticks all the boxes for any residential, commercial or industrial project.

## HIGH DURABILITY

Performs in any environment from marine areas to sub-zero temperatures.

## ENERGY EFFICIENT

A sustainable material made from natural and recycled materials. Terraçade is a ventilated rainscreen and naturally assists with airflow and energy reduction.

## FIRE RESISTANT

Terraçade is a non-combustible facade and passes AS 1530.1.

## TERMITE RESISTANT

No wood, no termites, no degradation.

## LOW MAINTENANCE

Life-long colourfastness with a maintenance free finish.

## SUPERIOR STRENGTH

Manufactured for maximum strength and impact resistance.



High  
durability



Energy  
efficient



Fire  
resistant



Termite  
resistant



Low  
maintenance



Superior  
strength

# TIMELESS INNOVATION

## *The evolution*

### **TERRAÇADE TN**

Beautifully thin and sleek, the Terraçade TN range is the pinnacle of ceramic façades. Available in an impressive range of colours and finishes, Terraçade TN is perfectly suited for the modern era.

## *The original*

### **TERRAÇADE XP**

Featuring colours inspired by the Australian landscape, the Terraçade XP range is available in two distinct finishes. The natural style of the tiles is a timeless choice for any project.



*TN Smooth*

TN Smooth is the harmony of nature and design, its earthy Australian colours contrasting its matte finishes.

*XP Smooth*

A strong line runs through the middle of each unit giving the impression of two smaller, wider tiles.

*TN Glazed*

The bold colours and lustrous finish of TN Glazed will liven up any environment.

*TN Watermark*

TN Watermark provides the low maintenance benefits of ceramics, with a beautiful timber grain finish.

*XP Linear*

Featuring strong architectural lines, XP Linear celebrates the detail.

*TN Sand Blast*


Texturally rich, the sand blasted finish subtly plays with light and shade creating a softer, organic finish.

UNRIVALED  
COLOURS  
AND  
FINISHES




# TERRAÇADE TN

Sand Blast




Smooth



Watermark



Glazed



Product information

SIZES AVAILABLE



WARRANTIES





# TERRAÇADE XP

Smooth

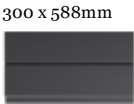


Linear



Product information

SIZES AVAILABLE



WARRANTIES



Product information

SIZES AVAILABLE



WARRANTIES





# BAGUETTES

Terraçade baguettes have been designed with flexibility in mind. Whether they are performing a privacy function or provides ventilation and shading against the elements, the baguettes will make a statement for any residential, commercial or industrial building.



Whitehaven



Kalbarri



Bunbury



Sturt




Pilbara



Kimberley



Tennant



Baguettes

## Product information

### SIZES AVAILABLE

1000 x 50 x 50 mm

Profile



### WARRANTIES





# LOUVRES

Designed to integrate perfectly with the Terraçade TN, and XP façade systems, Terraçade Louvres are the ideal solution for architectural screening and sunshades. Forming part of a distinctive, colourfast and modern system, Louvres are available in two shapes at 40mm and 50mm thicknesses, which have been designed to produce different patterns of light and shade.



Whitehaven



Kalbarri



Bunbury



Sturt




Pilbara



Kimberley



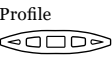
Tennant



## Product information

### SIZES AVAILABLE

1000 x 180 x 40mm



1000 x 180 x 50mm



### WARRANTIES







PROJECT: HORNSBY HOSPITAL STAR BUILDING  
PRODUCT: TN SMOOTH IN GIBSON  
ARCHITECT: GHD WOODHEAD  
BUILDER: RICHARD CROOKES CONSTRUCTION  
PHOTOGRAPHER: ALEX MAVES



PRODUCT: TN GLAZED  
COLOUR: BRILLIANT WHITE, GREY AND BLACK  
PROJECT: APEX APARTMENTS  
BUILDER: APEX BUILDERS  
PHOTOGRAPHER: BLACK BEE PHOTOGRAPHY



PRODUCT: TN WATERMARK IN IMPARA  
PROJECT: ROCHEDALE ESTATES  
PHOTOGRAPHER: BLACK BEE PHOTOGRAPHY



TERRAÇADE



PRODUCT: XP SMOOTH 1200 IN WHITEHAVEN  
PROJECT: THE UNIVERSITY OF SYDNEY - LIFE EARTH AND ENVIRONMENTAL SCIENCES  
BUILDING  
ARCHITECT: HDR  
PHOTOGRAPHER: BLACK BEE PHOTOGRAPHY

Gallery



PRODUCT: XP SMOOTH 1200 (CUSTOM)  
COLOUR: BRILLIANT WHITE (CUSTOM)  
PROJECT: NOTRE DAME COLLEGE SCIENCE CENTRE  
ARCHITECT: BALDASSO CORTESE  
PHOTOGRAPHER: IMAGEPLAY



PRODUCT: XP SMOOTH  
COLOUR: PILBARA, KALBARRI AND WHITEHAVEN  
PROJECT: TOWNSVILLE GRAMMAR  
ARCHITECT: TIPPET SCHROCK ARCHITECTS  
PHOTOGRAPHER: ANDREW RANKIN



# ACCESSORIES

The Terraçade system has been created to be quickly and easily installed, right down to the accessories that accompany every Terraçade project. Trim accessories can be anodised or powder coated to complement or highlight designs used for each project.

## Terraçade XP

### XP JOINTING CHANNEL

Is used between Terraçade XP tiles to create a clean join between tiles and to express the vertical joints.

### BREATHABLE MEMBRANE

Usually the first component of the system fixed the wall frame, the high water vapour permeability of the membrane allows the controlled escape of vapour from within the frame while restricting the ingress of rain and moisture.

### XP HORIZONTAL FIXING RAIL

The horizontal fixing rail is a purpose designed extrusion that captures and supports the Terraçade tiles at the top and base allowing quick and easy installation.

This horizontal rail is fixed to the substrate wall or frame in a standard mill finish. An anodised finish is available upon request where higher corrosion durability is required.

### XP WINDOW/DOOR SURROUND

Use at doors and windows where the Terraçade tiles is cut or abutted up to the opening. These trims secure the tiles at the head jamb and sills.

### XP MODIFIED WINDOW SURROUND

This trim is a modified version of the XP Window/Door Surround which allows the cavity to remain open for ventilation.

### XP MODIFIED BASE SURROUND

This trim is a modified version of the XP Base Surround which allows the cavity to remain open for ventilation.

### XP BASE SURROUND

This aluminium extrusion is used at the base of the Terraçade cladded area to support the tiles. It sits at the base of the wall to create a neat finish and secure the Terraçade tiles to the structure.



# ACCESSORIES

## Terraçade TN

### TN SET OUT TOOL

Used to assist in setting out the Terraçade TN Suspension Rails that hold the TN tiles in place. The Set Out Tool will position the Suspension Rails to ensure continuity of vertical module when joining the Rails.

### TN FITMENT SPONGE

When a Terraçade TN tile is clipped onto the suspension rails (top and bottom) there is a gap between the secured points at the top and the bottom rail to allow installation of the tiles.

The fitment sponges are installed onto the Suspension Rails, above and below the hangers to provide lateral pressure to the rear of the tile.

4 sponges are used for each Terraçade TN tile.

### TN JOINT ANGLE AND CHANNEL

These trims are used between Terraçade TN tiles to create a clean join between tiles and express the vertical joints

### BREATHABLE MEMBRANE

Usually the first component of the system fixed the wall frame, the high water vapour permeability of the membrane allows the controlled escape of vapour from within the frame while restricting the ingress of rain and moisture.

### TN SURROUND

This aluminium extrusion is used at the edges (top and sides) of the Terraçade cladded area – it sits around the outside to be create a neat finish and to secure the Terraçade tile at the edges.

### TN EXTERNAL CORNER

Used to secure the Terraçade TN tiles and protect the edges.

### TN INTERNAL CORNER

Used to create a clean vertical line.

### TN SUSPENSION RAIL

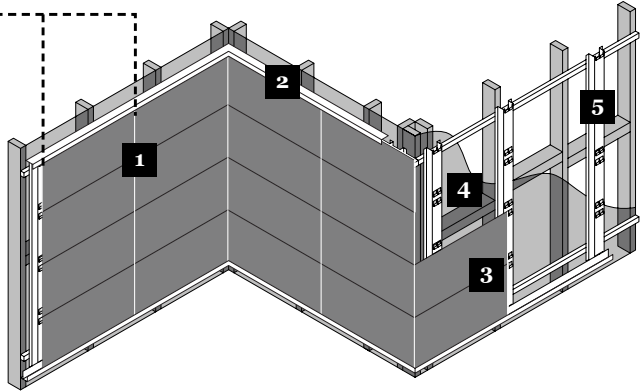
The TN Suspension Rail is a galvanised steel rail that is purpose designed to securely attach the Terraçade TN tiles onto unique hangers. The Suspension Rails can be installed onto a timber frame, steel frame, concrete or masonry structural wall. The Suspension Rail is available with a ZAM® coating or stainless steel for location requiring increased corrosion resistance.



# INSTALLATION

Terraçade TN 600 Installation

600mm Module consists of tile jointing and strip

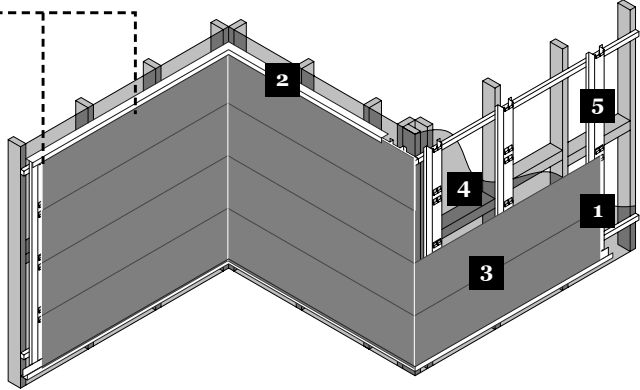


KEY

- 1. Jointing Strip
- 2. Trims
- 3. Tiles
- 4. Membrane
- 5. Vertical Rails

Terraçade TN 1200 Installation

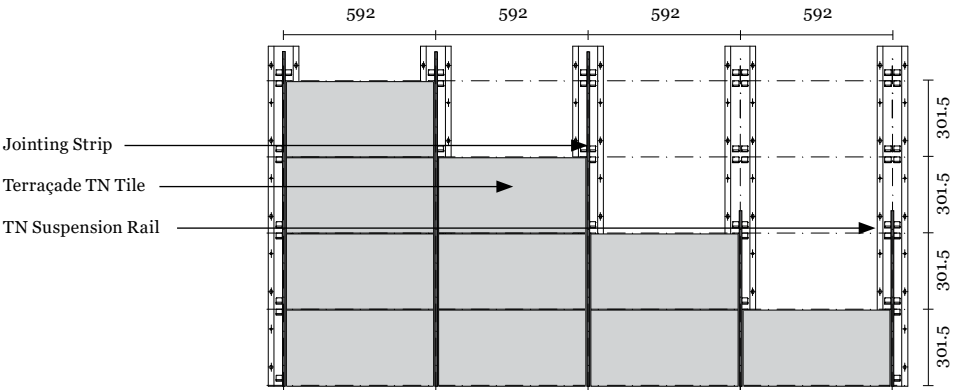
1200mm Module consists of tile jointing and strip



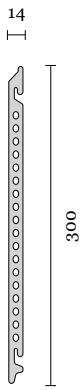
KEY

- 1. Jointing Strip
- 2. Trims
- 3. Tiles
- 4. Membrane
- 5. Vertical Rails

Terraçade TN system components



Terraçade TN tile profile

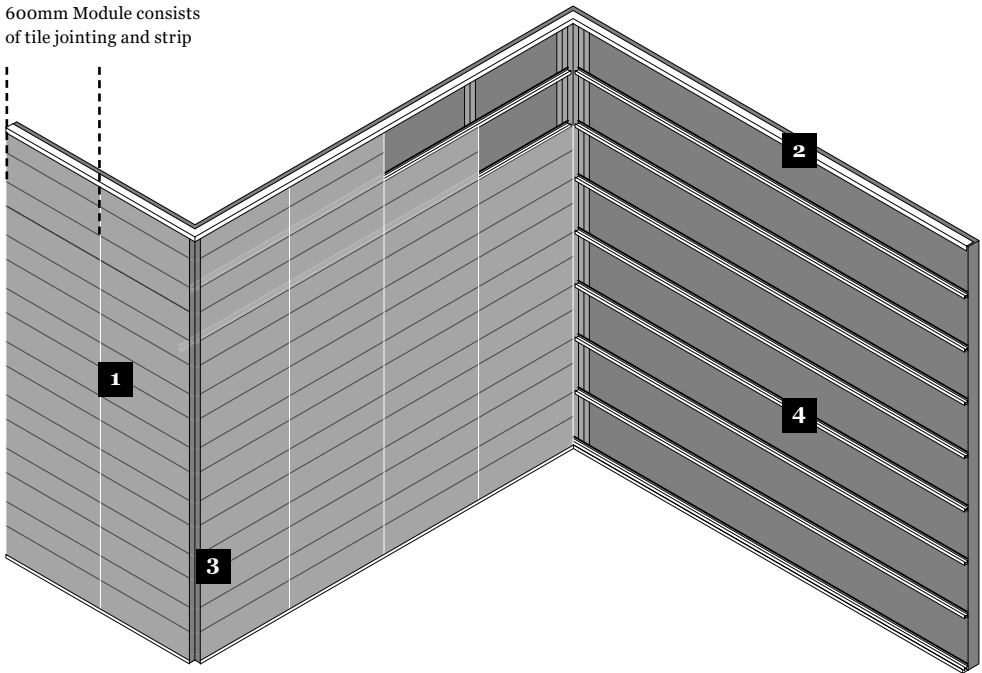


Terraçade TN Installation

Application	Length (mm)	Height (mm)	Thickness (mm)	kg/m <sup>2</sup>	kg/tile
Internal + External Cladding	588 and 1188	300	14	25	4.5 and 9

Terraçade XP 600 Installation

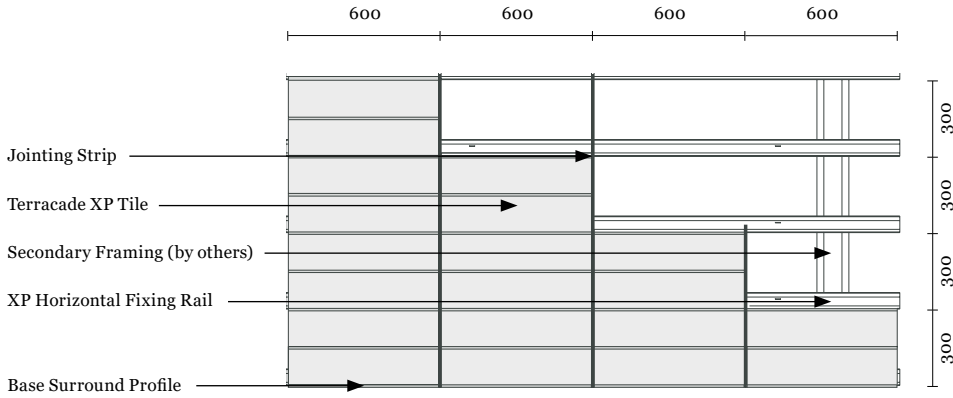
600mm Module consists of tile jointing and strip



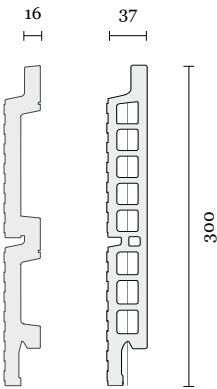
KEY

- 1. Jointing Strip
- 2. Trims
- 3. Tiles
- 4. Horizontal Fixing Rails

Terraçade XP system components



Terraçade XP tile profile



Terraçade XP Installation

Application	Length (mm)	Height (mm)	Thickness (mm)	kg/m <sup>2</sup>	kg/tile
Internal + External Cladding	588	300	16 (Original Profile)	49.5	9
			37 (New Profile)		

Terraçade TN and XP - Installation Recommendations

DRY-TREAT SEALERS

While Terraçade offers a low maintenance solution to building façades, there may be instances where more severe conditions exist, such as high traffic areas prone to graffiti. For added protection we recommend Dry-Treat sealer ([www.drytreat.com](http://www.drytreat.com)).

MEMBRANE

The high water vapour permeability of the membrane allows the controlled escape of vapour from within the frame while restricting the ingress of rain and moisture.



# TECHNICAL INFORMATION

	Terraçade TN 600	Terraçade TN 1200	Terraçade XP	Terraçade Bageuettes	Terraçade Louvres
Length (mm)	588	1188	588	1000	1000
Height (mm)	300	300	300	50	180
Thickness (mm)	14	14	37	50	40/50
Units/m²	5.6	2.7	5.6	-	-
kg/Unit	4.5	9	9	5	16/17
kg/m²	25	25	49.5	-	-
Breaking Strength (longitudinal)	>1.7kN	>1.7kN	>4.0kN	-	-
Breaking Strength (transverse)	>4.7kN	>4.7kN	>3.0kN	-	-
Coefficient of Expansion	<0.02%	<0.02%	<0.02%	<0.02%	<0.02%
Coefficient of Thermal Expansion	~1.0 x 10-6/ (°C)	~1.0 x 10-6/ (°C)	~5-10 x 10 -6 (°C)	~1.0 x 10-6 (°C) <sup>-1</sup>	~1.0 x 10-6 (°C) <sup>-1</sup>
Durability Class	Exposure Grade	Exposure Grade	Exposure Grade	Exposure Grade	Exposure Grade
Combustibility (AS1530.1)	PASS - Not deemed combustible	PASS - Not deemed combustible	PASS - Not deemed combustible	PASS - Not deemed combustible	PASS - Not deemed combustible
Cold Water Absorption	3-5%	3-5%	3-5%	3-5%	3-5%

OPPOSITE  
PRODUCT: TN SMOOTH AND XP LINEAR  
COLOUR: GIBSON, KIMBERLEY AND BUNBURY  
PROJECT: KOLLING RESEARCH BUILDING  
ARCHITECT: HASSELL





# HOME OF *inspiration*

*Brickworks Design Studios  
The hub of creative and design activity*



Brickworks Design Studios are the hub of creative and design activity. Home to the complete range of Australia's best and most innovative building products and brands. Allowing you to create aspirational designs that define the landscape,

or make stronger connections to places through meaningful materials. Explore the limitless possibilities or attend Speaker Series and Special Events at your nearest Brickworks Design Studio.

[brickworksbuildingproducts.com.au/design-studio](http://brickworksbuildingproducts.com.au/design-studio)



# BEAUTIFUL PRODUCTS *that last forever*

Our genuine building products create the most beautiful and sustainable environments and places in Australia.

Brickworks Building Products is one of Australia's largest and most diverse building material producers and providers. With our heritage as one of Australia's founding brick businesses many generations ago, we hold the values of family, community, sustainability, innovation and quality at our core. We know our quality products last forever, which is why our some of products come with a 100 year guarantee.

Under the Brickworks Building Products umbrella are some of Australia's best known building materials brands. Our products include bricks, pavers, masonry blocks, retaining wall systems, precast concrete panels, solar, concrete and terracotta roof tiles, timber products, terracotta façades and specialised building systems.

With a broad product portfolio of leading products from Australia and around the world – available right across the country – Brickworks Building Products pride ourselves on our commitment to product, service excellence and our leadership position.

*we are*  
BRICKWORKS

**BRICKWORKS**  
— BUILDING PRODUCTS —

**australbricks**

**australmasonry**

**australprecast**

**auswesttimbers**

**bristiler roofing**

**southern cross  
cement**

**BOWRAL BRICKS**

**DANIEL  
ROBERTSON**

**nubrik**  
authentic brickwork

**terracade**  
TERRACOTTA FAÇADE SYSTEMS

**Pronto Panel**

**INEXBOARDS**

**GB Masonry**

**URBANSTONE**





*Ceramic façade system*

terracade.com.au | 1300 633 154



## Design Studios

### **Brisbane**

27 James Street,  
Fortitude Valley  
QLD 4006

### **Sydney**

2 Barrack Street,  
Sydney  
NSW 2000

### **Melbourne**

490 Swan Street,  
Richmond  
VIC 3121

### **Perth**

67 King Street,  
Perth  
WA 6000

### **Adelaide**

Ground Floor,  
70 Hindmarsh  
Square, Adelaide  
SA 5000

### **Hobart**

9 Franklin Wharf,  
Hobart  
TAS 7000

A brand of

**BRICKWORKS**  
— BUILDING PRODUCTS —

Proud Supporters



The product images in our brochures give a general indication of colour for your preliminary selection.  
We also recommend you view current product samples before making your final selections.