

Concrete Pavers

Northern New South Wales



What's inside

1 – Concrete Pavers p²³

Camino p⁰⁶

Broadway p⁰⁸

Harbourpave p¹⁰

Techpave p¹²

Interlock p¹⁴

Causeway p¹⁶

2 – Product Details p¹⁸

A BRAND OF

BRICKWORKS

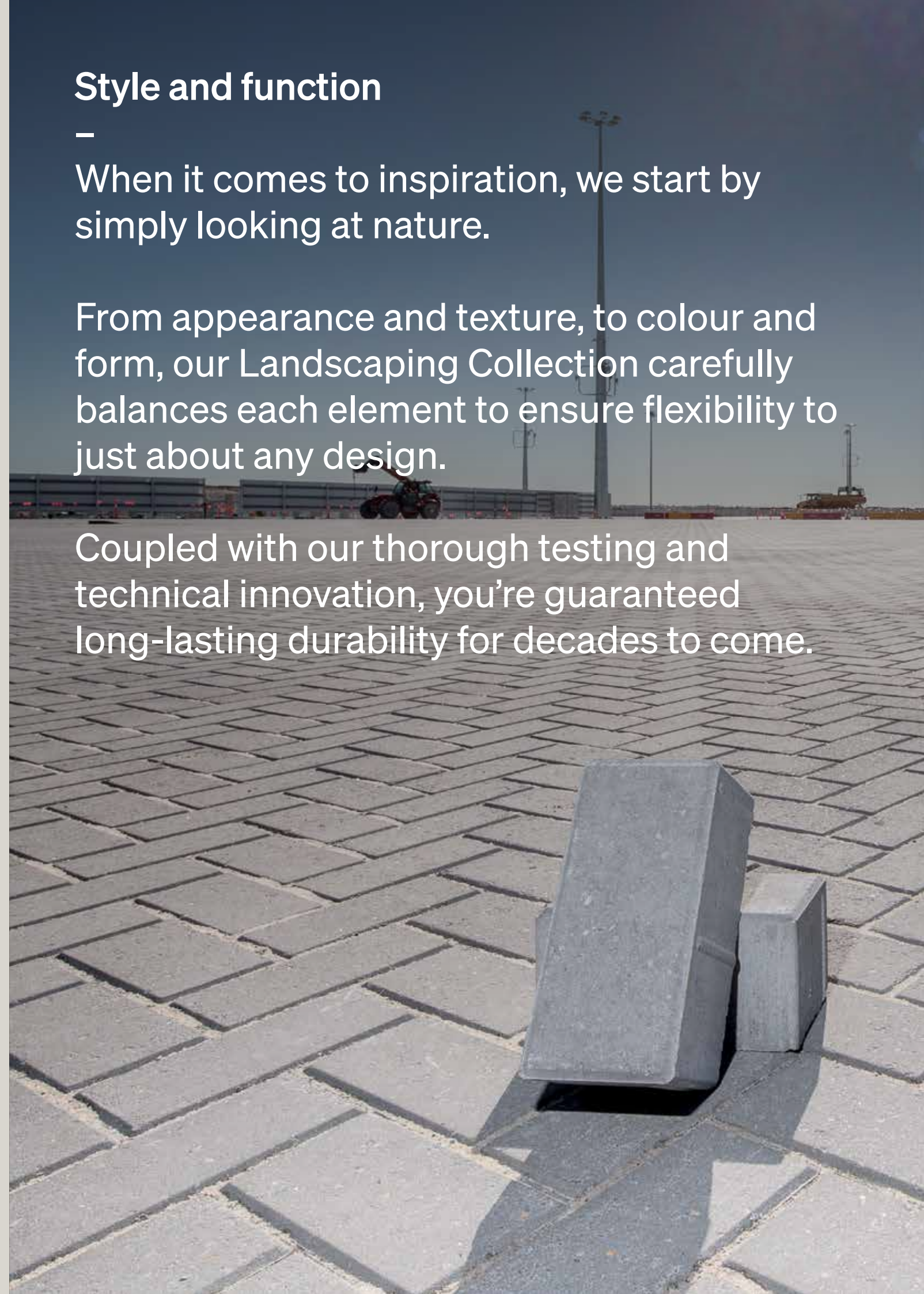
Style and function

—

When it comes to inspiration, we start by simply looking at nature.

From appearance and texture, to colour and form, our Landscaping Collection carefully balances each element to ensure flexibility to just about any design.

Coupled with our thorough testing and technical innovation, you're guaranteed long-lasting durability for decades to come.





Designed to last

Not all landscaping products are the same. Our masonry range is designed to stand the test of time. Easy to install. Simple to care for.

1.

Affordable
For a premium product, our concrete masonry range offers an affordable option.
2.

Low maintenance
Minimal maintenance, maximum impact. You're guaranteed a long-lasting, tough, and easy to care for solution.
3.

All-weather resistant
Heavy storms. Blistering heat. Sub-zero frosts. Our products are designed to hold up to anything our weather systems are capable of throwing at it.
4.

Fire resistant
All of our products are non-combustible and highly fire resistant – making them ideal for bushfire prone areas.
5.

Termite resistant
With no organic wood materials present in our concrete formulations, our masonry range is naturally termite resistant.
6.

Simple installation
Easy to install and structurally robust – our products are perfect for 'do it yourself' installations.
7.

Environmentally aware
We've designed our production processes to minimise effects on the environment ensuring they do not deplete precious natural resources.
8.

Impact resistance
Our masonry range is also renowned for its toughness and hard-wearing properties, and can handle impacts from many external forces.



Pavers

–

- Camino
- Broadway
- Harboupave
- Techpave
- Interlock
- Causeway

1

Camino 50

An on-trend, practical solution for paths, pool surrounds and driveways – these tough and versatile pavers are simple to install, and timeless in their design.

Applications Pools | Paths | Patios | Courtyards | Driveways

Colours



Almond



Sandune

Types



Standard Unit
Size: 230L x 115W x 50H mm
Weight (each): 2.8kg
Units per m²: 37.8

Product – Camino 50 | Charcoal



Broadway 150, 300, 400

Sharp lines, contemporary colours and rock-solid reliability, Broadway comes in a range of sizes you can apply any outdoor space from garden paths to courtyards.

Applications Pools | Paths | Patios | Courtyards

Colours



Oyster



Sandune



Almond



Charcoal

Types



Broadway 150^

Size: 300L x 150W x 60H mm

Weight (each): 5.8kg

Units per m²: 22.2



Broadway 300

Size: 300L x 300W x 50H mm

Weight (each): 9.8kg

Units per m²: 11.11



Broadway 400

Size: 400L x 400W x 45H mm

Weight (each): 16kg

Units per m²: 6.25

Product – Broadway 300 | Almond



Harbourpave

Ideal for pedestrian use, Harbourpave pavers are light, easy to use, and available in a variety of earthy colours.

Applications Pools | Paths | Patios | Courtyards | Driveways

Colours



Beach



Tan



Charcoal




Flame

Types



Standard Unit
Size: 190L x 190W x 40H mm
Weight (each): 3kg
Units per m²: 27.5



Techpave

Techpave can support considerable loads and means they are ideal for industrial, commercial and residential applications. The Techpave range is available in two different sizes and four colours to suit a range of applications.

Applications Domestic Driveways | Commercial and Industrial Vehicle Car Parks | Low-Medium Volume Pedestrian Traffic Laneways, Residential Streets and Roads | Factory and Container Yards

Colours



Almond



Charcoal

Types



Techpave 80

Size: 230L x 115W x 80H mm

Weight (each): 4.5kg

Face Area: 38 units per m²




Techpave 100

Size: 210L x 105W x 100H mm

Weight (each): 4.5kg

Face Area: 45.4 units per m²

Product – Techpave | Natural




Interlock

Interlock 80 pavers are ideal for areas such as heavy transport and container terminals, industrial facilities, and aircraft terminals. Interlock 80 installations are generally used with header and border rows of Techpave 80 to finish the edges.

Applications	Domestic Driveways Commercial and Industrial Vehicle
	Car Parks Low-Medium Volume Pedestrian Traffic
	Laneways, Residential Streets and Roads Factory and Container Yards

Colours



Natural



Almond



Charcoal

Types




Interlock 80

Size: 225L x 112W x 80H mm

Weight (each): 4.3kg

Face Area: 40 units per m²

Product – Interlock | Natural Honed



Causeway

Causeway permeable pavers are a unique product which features small nibs on each side which create a small gap between pavers which allows water to penetrate between them. An intelligent hardstand solution, Causeway pavers can support heavy loads and reduce drainage infrastructure requirements and the costs associated.

Applications Landscaping | Domestic Driveways | Car Parks | Pedestrian

Colours



Charcoal

Types




Causeway

Size: 230L x 115W x 80H mm

Weight (each): 4.3kg

Face Area: 38 units per m²

Product – Causeway | Charcoal





Product Details

3

Lay Pavers on Flexible Base

Materials required

- Pavers
- Gravel Roadbase (1m³ covers 10m² at a compacted depth of 100mm)
- Bedding Sand (1m³ will cover 30m² at a depth of 30mm)
- String lines, tape measure and pegs
- Spirit level
- Two Screed Rails – two flat steel bars (Approx. 3m × 50mm × 2mm)
- 2–3m long concreter’s screed
- Broom, rake and shovel
- Plate vibrator compactor
- Edge restraints (concrete, cement or timber)
- Cutting Equipment – Paver Splitter/ Masonry Brick Saw

1.

Base Course

The base course shall be gravel road base and be 75 to 100mm thick. The Base course shall be levelled within a tolerance of no more than 5mm from the base of the level in any direction. It shall be of an even thickness and adequate drainage precautions taken. It should be correctly compacted to suit the intended application. There should be no ponding on the surface of the base course as this may cause problems with the integrity of the paving application

2.

Bedding Sand

Bedding Sand - cover the sub base with well graded coarse bedding sand. Ensure that the sand is relatively dry and spread evenly then compact with a hand held or mechanical compactor. The thicknesses of the bedding sand should be between 25 and 30mm thick when compacted.

3.

Levelling

Use a screed to level the sand and allow for a slight fall away from any walls to ensure adequate drainage.



For Pedestrian only (no vehicles)
eg: patios, courtyards and paths.
It is recommended to use a qualified experienced trades person.

4.

Grid Lines

The pavers can be placed on the bedding sand and the grid lines.

5.

Edge Restraints

The perimeter of all paved areas should be provided with edge restraints to prevent lateral spread of the pavers and consequent loss of interlock. An edge beam may be necessary to put in place if the paving area doesn't provide them i.e. a wall or kerb etc. The edge beams are generally made using a concrete mix to the relative Australian Standards.

6.

Compacting

Compacting of the paver can be done using an appropriate compacting plate with the plate covered with a soft layer of material to avoid chipping the surface of the pavers (ie carpet).

7.

Joints

The joints in the pavers should be a minimum of 6mm and can be filled after compaction with appropriate jointing sand swept into the joints. Spread dry sand over the paved area and brush it into the vertical joints with a stiff bristled broom. Please clean the area of excess sand before final compaction.

8.

Re-compacting



The area can be re-compacted after the joints have been swept with sand and more sand applied where necessary.

9.

Regular Checks










Regular checks should be done to ensure that the paving is performing as desired and any maintenance should be carried out to ensure the structural integrity of the paving.

Austral Masonry recommends sealing of all pavers after installation.



Design Details

Pavers

Product	Range	Description	Size (mm)	Weight	Coverage	Applications
	Camino 50	Standard Unit	230L x 115W x 50H	2.8kg	37.8 Units per m ²	Pools Pedestrian Driveways
	Broadway 150	Standard Unit	300L x 150W x 60H	5.8kg	22.2 Units per m ²	Pools Pedestrian
	Broadway 300	Standard Unit	300L x 300W x 50H	9.8kg	11.11 Units per m ²	Pools Pedestrian
	Broadway 400	Standard Unit	400L x 400W x 45H	16kg	6.25 Units per m ²	Pools Pedestrian
	Techpave 80	Standard Unit	230L x 115W x 80H	4.5kg	38 Units per m ²	Driveways Car Parks Pedestrian
	Techpave 100	Standard Unit	210L x 105W x 100H	4.5kg	45.4 Units per m ²	Driveways Car Parks Pedestrian
	Interlock	Standard Unit	225L x 112W x 80H	4.3kg	40 Units per m ²	Driveways Airport Taxiways Car Parks
	Causeway	Standard Unit	230L x 115W x 80H	4.3kg	38 Units per m ²	Landscaping Driveways Car Parks
	Harbourpave	Standard Unit	190L x 190W x 40 H	3kg	27.5 Units per m ²	Patios Paths Courtyards

Need more information?

Please contact your Austral Masonry representative or visit our Design Centres

Ideas for Inspiration

Whatever your ideas, we have the products to turn them into reality.



Retaining Walls

Choose from concrete retaining wall blocks or concrete sleepers suitable for DIY, general landscaping or large scale commercial retaining wall applications.



Grey Masonry Blocks

Austral Masonry offer an extensive range of sizes and formats with light weight options available in selected locations.



Concrete Pavers

For commercial and residential applications, our range includes a collection of sizes, textures and a plethora of colours.



Engineered Pavers

Offered exclusively from UrbanStone, the engineered range of pavers are the pinnacle in quality and style.



Natural Stone

Granite and Limestone flooring, and natural stone wall cladding are style solutions created by nature and perfected by UrbanStone.



Porcelain Stoneware*

Created in Italy by Keope Ceramiche, our porcelain stoneware collection is the epitome of style, designed to suit indoor and outdoor applications.



Coloured Masonry Blocks and Breeze Blocks

Our extensive range of architectural masonry products are available in a range of sizes, formats, and finishes from Austral Masonry and GB Masonry.



Limestone Blocks*

The engineered limestone and natural limestone block range is sourced through quarries in Western Australia with two finishes available to complement the natural limestone colour.



Preblended Mortar and Accessories

From Mortex preblended mortar, to concrete sealers and mortar additives, Austral Masonry offers a host of installation accessories.

* These products are stocked in selected locations.

Discover More

Inspiration doesn't always come naturally, and your project is going to be there for a long time, so it's worth taking your time to enjoy the creative process. From visiting us at our Design Studios, and exploring our iVisualise Tools online, to chatting in person or over the phone, we're here to help.



Discover

Brickworks Design Studios

Your local Brickworks design studio is a one-stop destination for advice and inspiration, where you can experience the quality of our product range first-hand. Our experienced consultants will guide you through the range and help you find the best possible solution for your project – within your budget.

Call.
1300 Masonry

Create

iVisualise Tools

Using artificial intelligence and digital technology, you're now able to experience colours, forms and profiles with our online colour visualisation tool. iVisualise helps make selection seamless and simple – whether you're looking for a traditional product, or something more contemporary.

Visit.
australmasonry.com.au/ivisualise

Learn

Colour Consultations

Building or renovating a home is a major investment – and it should be an enjoyable experience for you. We can help with a one-to-one colour consultation where our experts can guide you on colour trends, the right fit and style, and ideas that will give you a genuinely individual look.

Book.
brickworks.com.au/colour



Backed by Brickworks

Local expertise. Global quality. Brickworks Building Products are one of Australia’s biggest building material manufacturers. With heritage going all the way back to one of Australia’s founding brick producers, we’re proud of our reputation for design, innovation and sustainability.

BRICKWORKS

AUSTRALIA

australbricks

australmasonry

australprecast

bristiler roofing

southern cross
cement

BOWRAL BRICKS

DANIEL
ROBERTSON

nubrik
authentic brickwork

terraçade
TERRACOTTA FAÇADE SYSTEMS


Pronto Panel


GB Masonry


URBANSTONE


CAPITAL BATTENS

NORTH AMERICA


Glen-Gery

Sioux City Brick
Since 1913

Lawrenceville
BRICK

Cushwa
BRICK

EXCLUSIVE DISTRIBUTOR

La Escandella
ROOFING THE WORLD

S.ANSELMO
Vivere la differenza

la paloma
cerámicas

CERAMICHE
KEOPE



Get in touch

—
For more information, advice
and samples get in touch with
the Austral Masonry team.

Visit. australmasonry.com.au

Call. 1300 Masonry

Design Centres
and Studios

Coffs Harbour
Tel. 02 6690 6200
27 Lawson Crescent
Coffs Harbour NSW 2450

Horsley Park
Tel. 02 9830 7777
2 Latitude Road
Horsley Park NSW 2175

Albion Park
Tel. 02 4257 1566
45 Princes Highway
Albion Park NSW 2527

Beresfield
Tel. 02 4944 6711
2 Yangan Drive
Beresfield NSW 2322

Bowral
Tel. 02 4861 3031
1 Kiama St
Bowral NSW 2576

Canberra
Tel. 02 6239 1286
7 Lithgow Street
Fyshwick ACT 2609

Punchbowl
Tel. 02 9915 9100
62 Belmore Road North
Punchbowl NSW 2527

Sydney
Tel. 02 9611 4200
2 Barrack Street
Sydney NSW 2000

Follow Us



The product images shown in this brochure give a general indication of product colour for your preliminary selection. Austral Masonry recommends all customers see actual product samples at a selection centre prior to making final selections. 1. Stock colours. Colours other than stock colours are made to order. Contact your nearest Austral Masonry office for your area's stock colours. A surcharge applies to orders less than the set minimum quantity. 2. Colour and texture variation. The supply of raw materials can vary over time. In addition, variation can occur between product types and production batches. 3. We reserve the right to change the details in this publication without notice. 4. For a full set of Terms & Conditions of Sale please contact your nearest Austral Masonry sales office. 5. Important Notice. Please consult with your local council for design regulations prior to the construction of your wall. Councils in general require those walls over 0.5m in height and/or where there is loading such as a car or house near the wall be designed and certified by a suitably qualified engineer. 6. Max wall heights disclaimer. The gravity wall heights are maximum heights calculated in accordance with CMAA MA-53 Appendix D guidelines and a qualified engineer should confirm the suitability of the product for each application. As such, due consideration must be given to but not limited to: Cohesion. Dry backfill, no ingress of any water into the soil behind the retaining wall. All retaining walls are designed for zero surcharge unless noted otherwise. These walls are intended for structure Classification A walls only as defined in AS4678 Earth Retaining Structures as being where failure would result in minimal damage and/or loss of access.

Visit. australmasonry.com.au

Call. 1300 Masonry

A BRAND OF

BRICKWORKS

