


GB Masonry

Premium Masonry

National Collection



What's inside

1 – Architectural Masonry p¹⁰

- GB Aura p¹²
- GB Vertico Split Face p¹⁴
- GB Veneer Arcadia p¹⁶
- GB Veneer Sawn Face p¹⁸
- GB Veneer Split Face p²⁰
- GB Aspect Honed p²²
- GB Honed p²⁴
- GB Smooth p²⁶
- GB Split Face p²⁸
- GB Sandstone Rock Face p³⁰

2 – Breeze Blocks p³⁶


- Concrete Breeze Blocks p³⁸
- Kite Breeze p⁴⁰



NATURALLY
ELEGANT

Beautiful Products

—
The GB Masonry collection has been a symbol of quality in the masonry industry since 1978 when our company was founded. For products that show the skill of master craftsmen there is no rival to the GB Masonry collection of premium masonry.



Product – GB Honed | Porcelain
Architect – Winter Architecture & Kelly Royle Landscape Architecture
Photographer – Jack Mounsey



Our Range

—

GB Masonry sources the best quality sands and aggregates, achieving distinctive colours and finishes thanks to outstanding attention to detail and extensive expertise. Our masonry products have become a hallmark of architectural style and design, with a range that includes sleek honed options, bold textured finishes in the split face and rock face ranges, and the timeless style of our smooth finished ranges.



The Benefits

When considering building products to use on your project it is important to understand all the pros and cons before making your final selections.

1.

Low maintenance

Minimal maintenance, maximum impact. You're guaranteed a long-lasting, tough, and easy to care for solution.

2.

All-weather resistant

Heavy storms. Blistering heat. Sub-zero frosts. Our products are designed to hold up to anything our weather systems are capable of throwing at it.

3.

Fire resistant

All of our products are non-combustible and highly fire resistant – making them ideal for bushfire prone areas.

4.

Termite resistant

With no organic wood materials present in our concrete formulations, our masonry range is naturally termite resistant.

5.

Simple installation

Easy to install and structurally robust – our products are perfect for 'do it yourself' installations.

6.

Environmentally aware

We've designed our production processes to minimise effects on the environment ensuring they do not deplete precious natural resources

7.

Impact resistant

Our masonry range is also renowned for its toughness and hard-wearing properties, and can handle impacts from many external forces.

8.

Marine safe

Our products are rated as exposure grade which means they are resistant to salt attack and therefore ideal for use in coastal locations.



Product – GB Smooth | Porcelain
Architect – Ritz and Ghougassian
Photographer – Tom Blachford

Architectural Masonry

- GB Aura
- GB Vertico Split Face
- GB Veneer Arcadia
- GB Veneer Sawn Face
- GB Veneer Split Face
- GB Aspect Honed
- GB Honed
- GB Smooth
- GB Split Face
- GB Sandstone Rock Face

GB Aura

Natural, earthy and distinctive, the surface of each block in the GB Aura range reveals recycled glass and aggregates used in the blocks composition.

Crafted with 17% recycled content, GB Aura features two neutral colours, available in four sizes.

Colours



Pure White



Natural Grey



Product – GB Aura | Pure White


GB Vertico Split Face

Bringing together style and substance, the vertical lines which create a magnificent linear appearance and strong architectural look. The Vertico range is the contemporary reimagining of the traditional split face finish, offering a distinctive answer to those looking for impactful, iconic design.


Colours



Porcelain



Nickel



Pewter



Limestone



Pebble



GB Veneer Arcadia

Designed to emulate the natural gradients and delicate colour variations found in Australia’s elemental make up, the mottled colours and subtle earthy texture of the Arcadia are a true testament to GB Masonry’s commitment to contemporary Australian design.

Colours



Desert Sunrise



Natural Earth



Red Sand



Smokey Grey



Product – GB Veneer Arcadia | From top to bottom:
Natural Earth, Red Sand, Desert Sunrise and Smokey Grey

GB Veneer Sawn Face

Contemporary colours, long slimline shape, and lustrous sawn face finish combine to create a distinctive style and add a modern flair to your home.

Colours



Porcelain



Nickel



Pewter



Limestone



Pebble



Product – GB Veneer Sawn Face | Nickel

GB Veneer Split Face

The GB Veneer Split Face range features a distinctive slimline size available in contemporary colours and a bold, textured split face finish.


Colours



Porcelain



Nickel



Pewter



Limestone



Pebble



Product – GB Veneer Split Face | Limestone
Architect – Bates Smart
Photographer – Black Bee Studio


GB Aspect Honed

The GB Aspect Honed range features modern colours that are ideal for projects of distinction. Three striking lines combined with a honed finish create a unique look that is ideal for creative designs.

Colours



Porcelain



Nickel



Pewter



Limestone



Pebble



Product – GB Aspect Honed | Nickel
Photographer – Black Bee Photography

GB Honed

Embrace the elegance of the GB Honed range. Each block has been crafted and refined to showcase a subtle sparkle where the natural aggregate shines through.

Colours



Porcelain



Nickel



Pewter



Limestone



Pebble



Product – GB Honed | Porcelain
Architect – Willemsen Architects
Photographer – Scott Burrows

GB Smooth

If tried and true is what you're after then the GB Smooth range is for you. Its smooth surface gives a soft glow to any project.


Colours



Porcelain



Nickel



Pewter



Limestone



Pebble



Product – GB Smooth | Nickel
Architect – Ritz and Ghougassian
Photographer – Tom Blachford

GB Split Face

The GB Split Face range features contemporary colours that are perfectly suited to modern projects. The splitting process used to create these products produces a bold textured finish.


Colours



Porcelain



Nickel



Pewter



Limestone




Pebble



Sydney Blend*

* These products are not stocked and will be made to order.



Product — GB Split Face | Limestone

GB Sandstone Rock Face

With a distinctive rock face finish and light sandy colours, the GB Sandstone range is the ideal walling product for projects of distinction.

Colours



Limestone





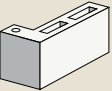
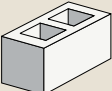

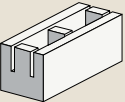
Sydney Blend

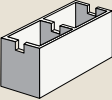
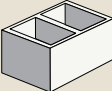

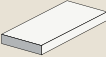


Product – GB Sandstone Rock Face | Limestone



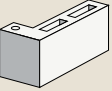

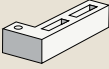
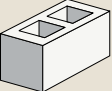
GB Collection Block Sizes


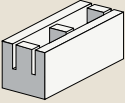
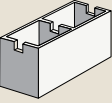
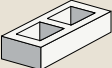
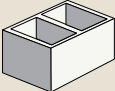

GB Aspect Honed

10-01 Standard Block 390L x 90W x 190H mm	10-02* Three Quarter 290L x 90W x 190H mm	10-25 Corner Return 390L x 190W x 190H mm	20-01 Standard Block 390L x 190W x 190H mm	20-03* Half Block 190L x 190W x 190H mm	20-20* Knockout 390L x 190W x 190H mm
					

20-42 Channel 390L x 190W x 190H mm	30-01* Full 390L x 290W x 190H mm	30-02* Three Quarter 290L x 290W x 190H mm	50-31 Capping Tile 390L x 190W x 40H mm
			





GB Honed

10-01 Standard Block 390L x 90W x 190H mm	10-03* Half Block 190L x 90W x 190H mm	10-25 Corner Return 390L x 190W x 190H mm	10-71 Half Height 390L x 90W x 90H mm	10-725* Half Height Corner Return 390L x 190W x 90H mm	20-01 Standard Block 390L x 190W x 190H mm
					



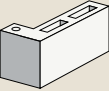


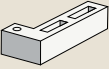
20-03* Half Block 190L x 190W x 190H mm	20-20* Knockout 390L x 190W x 190H mm	20-42 Channel 390L x 190W x 190H mm	20-71 Half Block 390L x 190W x 90H mm	30-01* Full 390L x 290W x 190H mm	30-02* Three Quarter 290L x 290W x 190H mm
					

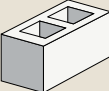


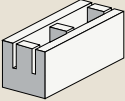

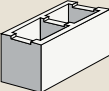
50-31 Capping Tile 390L x 190W x 40H mm

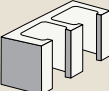
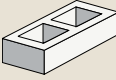

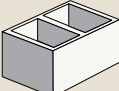
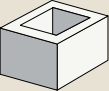
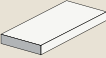

GB Aura

48.65 Common 230L x 110W x 76H mm	10-117sw Veneer Sawn Face 390L x 90W x 40H mm	10-83 Half Height Solid 390L x 90W x 90H mm	10-31 90mm Solid 390L x 90W x 190H mm
			



GB Smooth

10-01 Standard Block 390L x 90W x 190H mm	10-03* Half Block 190L x 90W x 190H mm	10-25 Corner Return 390L x 190W x 190H mm	10-38 Half Height Sill 130L x 190W x 90H mm	10-71 Half Height 390L x 90W x 90H mm	10-725* Half Height Corner Return 390L x 190W x 90H mm
					

20-01 Standard Block 390L x 190W x 190H mm	20-03* Half Block 190L x 190W x 190H mm	20-13* Half Lintel 190L x 190W x 190H mm	20-20* Knockout 390L x 190W x 190H mm	20-38 Half Height Sill 245L x 190W x 100H mm	20-42 Channel 390L x 190W x 190H mm
					

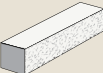
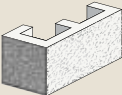



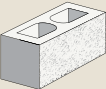

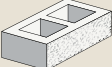
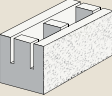
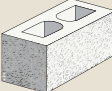
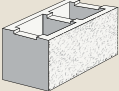
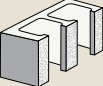
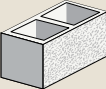
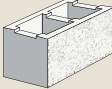
20-45* Cleanout Block 390L x 190W x 190H mm	20-71 Half Height 390L x 190W x 90H mm	20-73* Half Height Half 190L x 190W x 90H mm	30-01* Full 390L x 290W x 190H mm	30-02* Pier Block 290L x 290W x 190H mm	50-31* Capping Tile 390L x 190W x 40H mm
					

GB Veneer

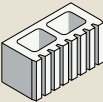
10-117sw* Veneer Sawn Face 390L x 90W x 40H mm	10-117* Veneer Split Face 390L x 95W x 40H mm
	

GB Collection Block Sizes

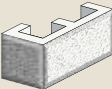





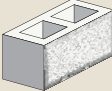

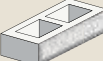
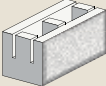
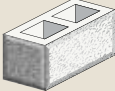
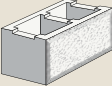
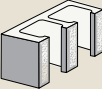






GB Split Face

10-109* Solid Half Height 390L × 90W × 90H mm	10-125* Corner Return 390L × 190W × 190H mm	10-91 Standard Block 390L × 90W × 190H mm	10-95 Solid Standard 390L × 90W × 190H mm	10-971* Half Height 390L × 90W × 90H mm	20-121 Standard Block 390L × 190W × 190H mm
					
20-123* Half Block 190L × 190W × 190H mm	20-127* Half Height 390L × 190W × 90H mm	20-133* Knockout 390L × 190W × 190H mm	20-139 Corner 390L × 190W × 190H mm	20-142 Channel 390L × 190W × 190H mm	20-145* Cleanout Black 390L × 190W × 190H mm
					
30-121* Full 390L × 290W × 190H mm	30-142* Channel 390L × 290W × 190H mm				
					

GB Vertico Split Face

G20-121RB Standard Block 390L × 216W × 190H mm					
					

GB Sandstone Rock Face

10-125 HS Corner Return 390L × 190W × 190H mm	10-91 HS Veneer 390L × 90W × 190H mm	10-92* HS Three Quarter 290L × 90W × 190H mm	10-93* HS Half 190L × 90W × 190H mm	10-95 Solid HS Veneer 390L × 90W × 190H mm	10-971 HS Half Height 390L × 90W × 90H mm
					
20-121 HS Standard 390L × 190W × 190H mm	20-123* HS Half 190L × 190W × 190H mm	20-127* HS Half Height 390L × 190W × 90H mm	20-133* HS Knockout 390L × 190W × 190H mm	20-139 HS Corner 390L × 190W × 190H mm	20-142 HS Channel 390L × 190W × 190H mm
					
20-145* Cleanout Block 390L × 290W × 190H mm	41-41 Double Sided Split Capping Tile 390L × 260W × 75H mm	41-44* Split End Capping Tile 350L × 260W × 75H mm	41-48 Split Edge Capping Tile 390L × 300W × 75H mm	50-65* Split Pier Capping Tile 325L × 325W × 65H mm	50-66* 4 Sided Pier Capping Tile 330L × 330W × 65H mm
					
50-70* Split Step Tread 390L × 350W × 65H mm					
					



Breeze Blocks

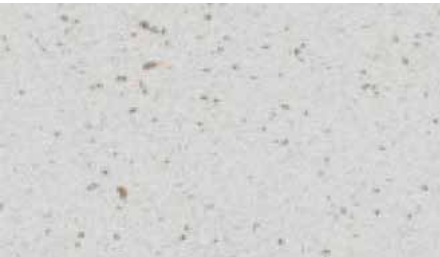
- Concrete Breeze Blocks
- Kite Breeze

Concrete Breeze Blocks


Contemporary style created in concrete. The Breeze Block collection is the perfect solution for those seeking a distinctive walling option that offers a unique aesthetic and ventilation.




Colours




Porcelain



Nickel



Pewter



Pottery*

Shapes



Arc Breeze



Cloud Breeze



Diamond Breeze



Wedge Breeze



Flower Breeze



Circle Breeze



Linear Breeze

Kite Breeze

Kite Breeze brings a unique dappled light experience to façades, spaces and passageways – allowing you to create captivating shadow patterns and graphic structures with its limitless configurations. Available in two iconic colours – Kite offers two distinctive finishes.

Colours




White | Glazed



Terracotta | Matte

Shapes



Kite Breeze



Product – Kite Breeze | From left to right: Dune, White and Terracotta

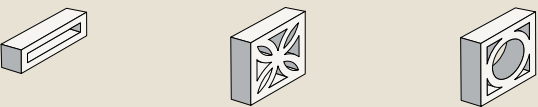
Breeze Block Sizes

Concrete Breeze Blocks

20-414 Arc Breeze 390L x 180W x 190H mm	10-938 Cloud Breeze 390L x 90W x 190H mm	15-936 Diamond Breeze 390L x 140W x 190H mm	15-937 Wedge Breeze 390L x 140W x 190H mm
-----------------------------------------------	------------------------------------------------	---------------------------------------------------	-------------------------------------------------

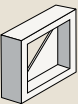


10-960 Linear Breeze 390L x 84W x 90H mm	10-908 Flower Breeze 290L x 90W x 290H mm	10-906 Circle Breeze 290L x 90W x 290H mm
------------------------------------------------	-------------------------------------------------	-------------------------------------------------



Kite Breeze

90KB-1-2929 Kite Breeze 290L x 90W x 290H mm



Mortex Preblended Mortar


Mortex is a factory manufactured, quality assured premixed M4 rated mortar solution. Its consistency can save labour time, increase efficiency, remove the need for on site blending, and it is compliant with AS3700:2018. Mortex takes the guess work out of mortar blending and reduces the potential for under strength, non compliant mortar use.

This can ultimately reduce potential liabilities, saving money and time on rectifications. With the adoption of ISO9001:2008 principles, the mortar constituents are accurately measured and blended in a controlled environment to ensure consistent, homogeneous mortar is produced on-site.

Colours

White mortar is currently the most popular colour. This is made by mixing light coloured cement and white sand and results in a traditional brick and mortar look. Mortar can be coloured by adding powdered or liquid pigments to the mortar as it is being mixed by the block layer. It can also be tinted to match the brick colour, giving a very even wall colour.

Please confirm with your block layer what their mortar colouring offering is before making your final decision.



MORTEX White



MORTEX Grey



MORTEX Charcoal

Please refer to the MORTEX Charcoal Technical Data Sheet for installation and cleaning guidelines before use.



Ideas for Inspiration

Whatever your ideas, we have the products to turn them into reality.



Coloured Masonry Blocks and Breeze Blocks
Our extensive range of architectural masonry products are available in a range of sizes, formats, and finishes from Austral Masonry and GB Masonry.



Grey Masonry Blocks
Austral Masonry offer an extensive range of sizes and formats with light weight options available in selected locations.



Retaining Walls
Choose from concrete retaining wall blocks or concrete sleepers suitable for DIY, general landscaping or large scale commercial retaining wall applications.



Engineered Pavers
Offered exclusively from UrbanStone, the engineered range of pavers are the pinnacle in quality and style.



Natural Stone
Granite, Marble and Limestone flooring, and natural stone wall cladding are style solutions created by nature and perfected by UrbanStone.



Porcelain Stoneware*
Created in Italy by Keope Ceramiche, our porcelain stoneware collection is the epitome of style, designed to suit indoor and outdoor applications.



Concrete Pavers
For commercial and residential applications, our range includes a collection of sizes, textures and a plethora of colours.



Limestone Blocks*
The engineered limestone and natural limestone block range is sourced through quarries in Western Australia with two finishes available to complement the natural limestone colour.



Preblended Mortar and Accessories
From Mortex preblended mortar, to concrete sealers and mortar additives, Austral Masonry offers a host of installation accessories.



Need more information?
Please contact your Austral Masonry representative or visit our Design Centres

Discover More

Inspiration doesn't always come naturally, and your home is going to be there for a long time, so it's worth taking your time to enjoy the creative process. From visiting us at our Design Studios, and exploring our iVisualise Tools online, to chatting in person or over the phone, we're here to help.



Discover

Brickworks Design Studios

Your local Brickworks design studio is a one-stop destination for advice and inspiration, where you can experience the quality of our product range first-hand. Our experienced consultants will guide you through the range and help you find the best possible solution for your project – within your budget.

Call.
1300 Masonry

Create

iVisualise Tools

Using artificial intelligence and digital technology, you're now able to experience colours, forms and profiles with our online colour visualisation tool. iVisualise helps make selection seamless and simple – whether you're looking for a traditional product, or something more contemporary.


Visit.
australmasonry.com.au/ivisualise

Learn

Colour Consultations

Building or renovating a home is a major investment – and it should be an enjoyable experience for you. We can help with a one-to-one colour consultation where our experts can guide you on colour trends, the right fit and style, and ideas that will give you a genuinely individual look.

Book.
brickworks.com.au/colour



Backed by Brickworks

Local expertise. Global quality. Brickworks Building Products are one of Australia’s biggest building material manufacturers. With heritage going all the way back to one of Australia’s founding brick producers, we’re proud of our reputation for design, innovation and sustainability.

BRICKWORKS




AUSTRALIA


   

NORTH AMERICA

EXCLUSIVE DISTRIBUTOR



Product – GB Smooth | Nickel
Architect – Kerstin Thompson Architects
Photographer – Dan Preston

Get in Touch

For more information, advice and samples get in touch with the GB Masonry team.

Visit. gbmasonry.com.au
Call. 1300 Masonry

Design Studios

- Sydney**
Tel. 02 9611 4200
2 Barrack Street
Sydney NSW 2000
- Adelaide**
Tel. 08 8443 2222
70 Hindmarsh Square
Adelaide SA 5000
- Melbourne**
Tel. 03 8621 7777
367 Collins Street
Melbourne VIC 3000
- Perth**
Tel. 08 6332 5800
67 King Street
Perth WA 6000
- Brisbane**
Tel. 07 3634 5604
27 James Street
Fortitude Valley QLD 4006
- Hobart**
Tel. 03 6212 9120
210 Elizabeth Street
Hobart TAS 7000

Follow us



Visit. gbmasonry.com.au

Call. 1300 Masonry

A BRAND OF

BRICKWORKS

