

STYLE WITH SUBSTANCE



australbricks®

2020 Brick & Paver Collection

Victoria



THE FIRST CHOICE FOR LASTING IMPRESSIONS	04
TRUE VALUE	06
ENDURING QUALITY	08
STYLE INSPIRATION	10
DESIGNED TO LAST	12
PREMIUM COLLECTION	14
GLAZED COLLECTION	20
LUXE COLLECTION	24
ESSENTIALS COLLECTION	28
FACINGS COLLECTION	32
PAVER COLLECTION	34
MORTEX	38
PRODUCT INFORMATION	39
BLEND COLLECTION	43
HOME OF DESIGN	44
BEAUTIFUL PRODUCTS THAT LAST FOREVER	46

PRODUCT: LA PALOMA MIRO
 BUILDER: THOMAS ARCHER HOMES
 PHOTOGRAPHER: JAMES GREER

COVER
 PRODUCT: LA PALOMA ROMERO AND LA PALOMA MIRO

THE FIRST CHOICE FOR **LASTING IMPRESSIONS**

With a history that extends more than a century, Austral Bricks have a proud tradition of 100% Australian ownership and today, our brick operations source and make a diverse range of quality clay products across the entire country. We are committed to continuing to inspire and innovate through product and style.

PRODUCT: LA PALOMA ROMERO

ARCHITECT: BENT ARCHITECTURE

PHOTOGRAPHER: TATJANA PLITT



TRUE VALUE

Austral Bricks offer an affordable quality that stands out. Building with bricks offers long-lasting, superior quality and valued investment for years.

PRODUCT: LA PALOMA50 MIRO

BUILDER: THOMAS ARCHER HOMES

PHOTOGRAPHER: JAMES GREER

ENDURING QUALITY

Proven to last a lifetime, bricks are the strong, sensible choice, guaranteed to deliver on the number one priority of structural security, as well as providing a low maintenance and efficient build from day one.

PRODUCT: SAN SELMO RECLAIMED ORIGINAL

BUILDER: PRO LIVING

PHOTOGRAPHER: ANGE WALL

100 YEAR
PRODUCT
WARRANTY

peace of mind guaranteed

Austral Bricks are backed by an exclusive
Brickworks 100 year warranty.

STYLE INSPIRATION

*Austral Bricks have the inspiration
and expertise you need*

With our comprehensive series of colour and style palettes, skillfully curated from the huge range of Brickworks building materials available, you can select a thoughtful and stylish scheme for any house, whether it's cutting edge contemporary or more traditionally influenced.

Just as important, clay is a natural resource which has been used for centuries because it retains its colour forever as well as its durability.

Our expert design consultants can talk you through colour and style swatches in a friendly one-to-one session, helping you pick a scheme you love for your vision.

BOOK YOUR ONE-ON-ONE *colour consultation* TODAY

For more style inspiration or to book an appointment, please visit our website:
australbricks.com.au

MELBOURNE | DEER PARK | GEELONG | LYNBROOK | WOLLERT



San Selmo Smoked
Wild Storm

DESIGNED TO **LAST**

Versatility in design, durability that lasts a lifetime and the highest thermal comfort, with almost no maintenance. Clay bricks and pavers from Austral Bricks tick all the boxes for homes and projects with value and sustainability in mind.

AFFORDABLE VALUE

Cost effective building product materials that increase the value of your investment or project from day one, for generations to come.

LOW MAINTENANCE

No need for paint or other treatments to maintain their aesthetics and durability. They are strong, reliable and relatively maintenance free.

ENERGY EFFICIENT

Combined with intelligent passive building design elements, clay bricks can help moderate building temperatures and reduce energy consumption.

STRENGTH AND SAFETY

Clay products are stronger than concrete and other light weight materials and also provide a safer and more secure home from the outside environment.

NATURALLY SUSTAINABLE

Clay is a natural resource which has been used for centuries because it retains its colour forever as well as its durability. Architects, engineers and specifiers continue to appreciate the advantages of using clay products.



Affordable value



Low maintenance



Energy efficient



Strength and safety



Sustainable



PRODUCT: LA PAZONA MIRO
ARCHITECT: ALEX POPOV
PHOTOGRAPHE: FIONA SUSTANO

PREMIUM COLLECTION

VENETIAN GLASS

Venice – historic city of bridges and canals, art and artisans. For centuries, Venetians have been producing magnificent glass pieces of every description. Our new range has all the features you'd expect in coloured designer glass – brilliance, transparency, sophistication.

FEATURED: ARCTIC CRYSTAL NATURAL

ULTRA SMOOTH

Ultra Smooth's brick surface is created during manufacturing using our finest ground clays and the latest advanced ceramic technology. The smooth velvety finish of this range sits perfectly with the clean lines of contemporary architecture.

FEATURED: RHYTHM

LA PALOMA

Spain – confident, creative and the artistry of Dali, Picasso and Miró, which give inspiration to the soft white and charcoal black bricks of La Paloma and La Paloma Rustico. Characterful, eye-catching and steeped in heritage, they express two striking colours found in the spectrum of fired clay colours, transforming buildings into works of art.

FEATURED: LA PALOMA | ROMERO, LA PALOMA RÚSTICO | MIRO

SAN SELMO

Italy – inspired, rustic and charming. The unique San Selmo range of Smoked, Reclaimed, Textured and Raw Corso, embodies the beauty of brick. With hues that transition from light to dark, tactile finishes, and sizes from conventional to distinctive, the San Selmo range suits all contemporary projects and environments.

FEATURED: SAN SELMO SMOKED | WILD STORM,
SAN SELMO RECLAIMED | LIMEWASH,
SAN SELMO CORSO TEXTURED | MARANA,
SAN SELMO CORSO RAW | BRENTA

SAN SELMO RECLAIMED



Limewash

GP ●



Reclaimed Original

GP ●



Aged Red

GP ●

SAN SELMO CORSO RAW



Brenta

EXP ●




Livenza

EXP ●




Arno

EXP ●




Potenza

EXP ●



Marana

EXP ●



Piave

EXP ●

SAN SELMO CORSO TEXTURED



Brenta

GP ●




Livenza

GP ●



Arno

EXP ●



Potenza

EXP ●



Marana

EXP ●



Piave

EXP ●

SAN SELMO SMOKED

Please refer to page 43 for Blend options



Grey Cashmere

GP ●



Cloudy Silver

GP ●



Opaque Slate

GP ●



Wild Storm

GP ●

LA PALOMA

Please refer to page 39 for size options



Castellana

EXP ○



Miro

EXP ○



Azul

EXP ●



Romero

EXP ●

LA PALOMA RÙSTICO



Miro

GP ○



Gaudi


EXP ●

ULTRA SMOOTH




Tempo

EXP ●




Chill

EXP ●



Jazz

EXP ●



Rhythm

EXP ●

VENETIAN GLASS



PRODUCTS:
 BLUE SAPPHIRE, NATURAL
 ARCTIC CRYSTAL, POLISHED
 GOLDEN AMBER, NATURAL

Natural

Polished

Frosted

Arctic Crystal
 EXP ○



Aquamarine
 EXP ●



Golden Amber
 EXP ●



Blue Sapphire
 EXP ●



Smokey Quartz
 EXP ●



Please refer to page 40 for size options

For further details on the installation of glass bricks, please refer to the
 Venetian Glass Technical Manual:
australbricks.com.au/technical-information

GLAZED COLLECTION

SPECIALTY

Glazed – and glassy in their effect, our Speciality range is breathtakingly bold, but also subtly gentle with its intriguing hues and colours. These colours were created for specific projects, but the option to create your own colours offers limitless possibilities. Let us help you make your unique design a reality.

FEATURED: ROYAL

ALLURE

Lustre – Beautiful, fully glazed bricks that bring a touch of glamour to your project and make a design statement that will stand the test of time. Designed for both internal and external applications, the Allure range offers stylish elegance that's ideal for feature brickwork.

FEATURED: KOKO

BURLESQUE

Making a statement – and the provocative, eye-catching Burlesque range go together when it comes to design. Burlesque's fully glazed finish speaks volumes about this sensuous collection. Available in 13 standard and also neutral colours, the Burlesque range will appeal to the adventurous spirit.

FEATURED: INDULGENT WHITE

GALLERIA

Galleria captures the essence in this blend of Burlesque and Specialty. It's your vision, and your work of art that we've captured in these unique and highly stylised designs. For details, please refer to pg.39.


CAMILLA

Camilla Franks, one of Australia's leading fashion designers, has brought the energy of Mexico to life in this collection of colourful glazed bricks. With their reflective finish and sunny tones, they're saturated in style and tactility. Be tempted. Your project will fall in love with these bold bricks.


FEATURED: AZURE & AUBERGINE




BURLESQUE



ALLURE

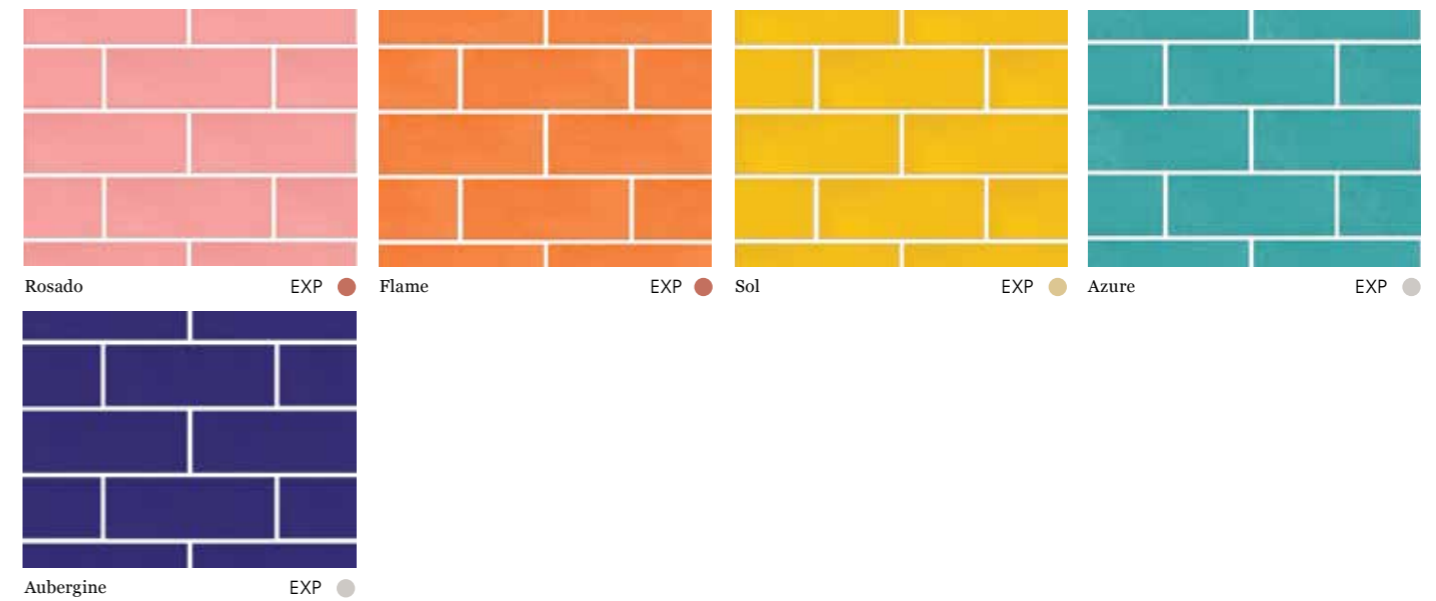


SPECIALTY



For Galleria Blends, please refer to page 43.

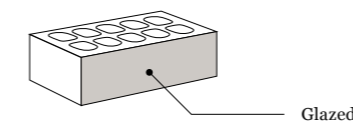
CAMILLA



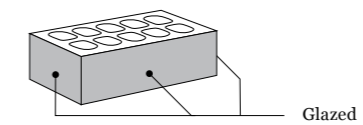
SPECIAL SHAPES AND FINISHES

*Made to order

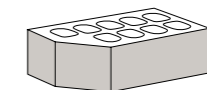
Standard face brick



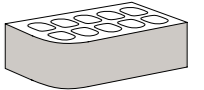
Double header brick



Single cant*



Single bullnose*



LUXE COLLECTION

LANEWAY

Bring the style and vibe of your favourite laneway bar, studio apartment or cellar door to your home or project with this timeless and versatile look. Nothing ages better than an authentic, rustic brick façade and our Laneway range offers this in spades.

FEATURED: LOFT

METALLIX

A brick face that glimmers, sparks immediate interest and which possesses great subtlety. With its depth of colour the Metallix range reflects light on finished brickwork, creating a satin metallic sheen that will lend depth and sophistication to your project.

FEATURED: ZINC

INDUSTRIAL

Hardworking, strong and durable, all of them qualities that spring to mind when we consider the term, Industrial. Our range is the embodiment of the strength and durability of a grey colour palette – from soft pale grey to deep strong black. Industrial's distinctive soft surface texture can be used to great effect, and work beautifully on their own or in combination. In fact, they're the perfect choice for today's popular modern grey colour designs.

FEATURED: FOUNDRY

INDULGENCE

Indulge and spoil yourself with this innovative range, its neutral colour tones and quietly confident style. Bring a sense of presence to your project through these subtly textured bricks that come in a range of popular colours. The perfect brick either on their own, or in combination with others, or even with other building products that offer strong contrast.

FEATURED: PRALINE

MELBOURNE

The city of Melbourne's long-established middle suburbs are instantly recognisable as being in a class of their own. Our Melbourne range was originally developed for home rebuilds or renovations to homes but has quickly achieved huge popularity for their elegant modernity and use in new homes. Authentic, aesthetic and characterful, these bricks convey a sense of charm with their gentle colour variation, patches of blue, and clean, crisp edges.

FEATURED: MORNINGTON

GOVERNOR

Robust, down-to-earth, authentic sand stock brick, the much-loved Governor range is made from quality materials using traditional manufacturing methods. Governor adds cachet to your home with their uneven and folded form, capturing the colours and textures of classic heritage brickwork.

FEATURED: GIPPS



LANEWAY



Saloon EXP ● Loft EXP ●

METALLIX

Please refer to page 41 for size options



Platinum EXP ● Cuprum EXP ● Zinc EXP ● Graphite EXP ●

INDUSTRIAL



Alloy EXP ● Steel EXP ● Iron EXP ● Foundry EXP ●



Char EXP ●

INDULGENCE




Praline EXP ● Tapas EXP ● Biscotti EXP ● Truffle EXP ●

MELBOURNE

Please refer to page 42 for size options



Newport EXP ● Canterbury EXP ● Mornington EXP ● Yerring EXP ●




Hawthorn EXP ● Black Rock EXP ●

GOVERNOR

Please refer to page 43 for Blend options



King GP ● Wakehurst GP ● Haigh GP ● Blanc GP ●



Denison GP ● Gipps GP ● Darling GP ● Foveaux GP ●

ESSENTIALS COLLECTION



HOMESTEAD

Homestead is a very popular brick series and combines today's colour trends with versatility and value. In fact, it's a great choice for anyone designing a contemporary or conventional home.

FEATURED: BUFF



DOMAIN

Building your first home? Become the master of your domain and enjoy the safety and security offered by brick. Our impressive Domain range include colours based on the most popular tones chosen to build family homes across Australia for decades.

FEATURED: RETREAT

SETTLERS

Settle, settlement, stability, longevity, all of them descriptors of our Settlers range which impart a traditional and timeless touch of elegance with their gentle colour variation.

FEATURED: MANNAGUM




ACCESS

Access opens the door to a contemporary series of bricks that tick all the right boxes, bringing affordable, elegant style to everyday living. With its simple light texture, Access comes in a full range of natural clay colours and a great start for anyone designing and coordinating their home's entire colour scheme.

FEATURED: TAN

HOMESTEAD



Buff EXP ● Mushroom EXP ● Blackwood EXP ● Redgum EXP ●

DOMAIN



Oasis EXP ● Sanctuary EXP ● Haven EXP ● Retreat EXP ●

SETTLERS




Beechwood EXP ● Pepperwood EXP ● Mannagum EXP ●

ACCESS

Please refer to page 41 for size options



Whitehaven GP ○ Ash EXP ● Stone EXP ● Cream EXP ●



Fawn EXP ● Shale EXP ● Ruby EXP ● Chestnut EXP ●



Tan EXP ●



PRODUCT: ACCESS SHALE


FACINGS COLLECTION

Recognised as one of Australia's leading manufacturers of quality clay building products, Austral Bricks continues to build its reputation for delivering top quality products with its stylish range of brick facings. Highly suited for internal applications and hard to access areas, the Austral Bricks facings range is an intelligent and cost-effective solution that delivers both functionality and beauty.



PRODUCT: LA PALOMA GLAZED WHITE
PROJECT: OSBORNE PARK DESIGN CENTRE

LA PALOMA



Castellana

Miro

Azul

Romero

Glazed White

Glazed Black

SAN SELMO RECLAIMED



Limewash

Reclaimed Original

Aged Red

SAN SELMO SMOKED



Grey Cashmere

Cloudy Silver

Opaque Slate

Wild Storm

Dimensions

Facing: 230 x 76 x 18mm
Corner Tile: 230 x 110 x 76 x 18mm

For further details on the installation of the facings and corner facing units, please refer to:
australbricks.com.au/product-information

PAVER COLLECTION

EARTH

As the name suggests, these stunning clay pavers reflect the natural beauty of Australia's richly varied and textured landscapes.

The Earth range are durable, low maintenance and offer a contemporary colour pallet to enhance any outdoor environment.

FEATURED: GOLD 'N' COPPER,
SLATE

LANEWAY

The rustic Laneway Cellar offers a truly authentic paving look to compliment any project where a well-established or weathered style is desired. Perfect for complimenting existing structure additions or alterations or re-creating an old world look from scratch.

FEATURED: CELLAR



EARTH



Straw

EXP ●



Slate*

EXP ●



Autumn Sunset

EXP ●



Firestone Red*

EXP ●



Sunburst Red*

EXP ●



Gold 'n' Copper

EXP ●



Taupe*

EXP ●

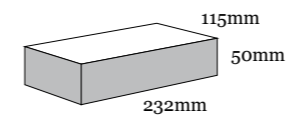
LANEWAY



Cellar

EXP ●

Dimensions



MORTEX

MORTEX is a factory manufactured, quality assured premixed M4 rated mortar solution. Its consistency can save labour time, increase efficiency, remove the need for on site blending, and it is compliant with AS3700:2018. MORTEX takes the guess work out of mortar blending and reduces the potential for under strength, non compliant mortar use.


This can ultimately reduce potential liabilities, saving money and time on rectifications. With the adoption of ISO9001:2008 principles, the mortar constituents are accurately measured and blended in a controlled environment to ensure consistent, homogeneous mortar is produced on-site.

MORTAR COLOUR

White mortar is currently the most popular colour. This is made by mixing light coloured cement and white sand and results in a traditional brick and mortar look. Mortar can be coloured by adding powdered or liquid pigments to the mortar as it is being mixed by the bricklayer. It can also be tinted to

match the brick colour, giving a very even wall colour. Please confirm with your bricklayer what their mortar colouring offering is before making your final decision. For more information on MORTEX, please visit: australbricks.com.au/VIC/product/Mortex

STANDARD



MORTEX White



MORTEX (Grey)



MORTEX Charcoal

Please refer to the MORTEX Charcoal Technical Data Sheet for installation and cleaning guidelines before use.

CUSTOM



Limestone



Pebble



Bark



Pewter



Nickel



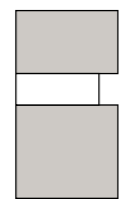
Oak



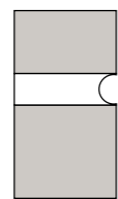
Gumnut

MORTAR FINISHES

There are four common mortar finishes and these various finishes result in different shadow lines on the wall. A raked finish will create a deep shadow in the mortar joint. This brings out the horizontal lines of the brickwork (and the vertical lines to a lesser extent) and it is the most common finish. Ironed and struck joints also create shadow lines, but these are much finer and more subtle. A flush joint doesn't allow shadow lines to form at all, giving the wall a flatter, more unified look. Using a mortar colour to match the brick will take this a step further.




Raked



Ironed



Struck



Flush

PRODUCT INFORMATION INDEX

Collection	Range	Product	Durability Class	Solar Rating	Colour Group	Colour Scheme	Size	Page
PREMIUM	LA PALOMA	Azul	EXP	D	● Blackish	Tailored Elegance	230mm x 110mm x 76mm 230mm x 110mm x 50mm	17
		Castellana	EXP	L	○ White	Blanco	230mm x 110mm x 76mm 230mm x 110mm x 50mm 290mm x 110mm x 50mm	17
		Miro	EXP	L	○ White	Blanco	230mm x 110mm x 76mm 230mm x 110mm x 50mm 290mm x 110mm x 50mm	17
		Romero	EXP	D	● Blackish	Blue Mood	230mm x 110mm x 76mm 230mm x 110mm x 50mm 290mm x 110mm x 50mm	17
	LA PALOMA RUSTICO	Gaudi	EXP	D	● Blackish	Raven	475mm x 100mm x 40mm	17
		Miro	GP	L	○ White	Blanco	475mm x 100mm x 40mm	17
	SAN SELMO CORSO RAW	Arno	EXP	L	● Warm Grey	Taupe	500mm x 100mm x 40mm	16
		Brenta	EXP	L	● Cream	Crema	500mm x 100mm x 40mm	16
		Livenza	EXP	M	● Cool Grey	Sterling	500mm x 100mm x 40mm	16
		Marana	EXP	D	● Warm Grey	Taupe	500mm x 100mm x 40mm	16
		Plave	EXP	D	● Blackish	Raven	500mm x 100mm x 40mm	16
		Potenza	EXP	D	● Red	Rouge	500mm x 100mm x 40mm	16
	SAN SELMO CORSO TEXTURED	Arno	EXP	L	● Warm Grey	Taupe	500mm x 100mm x 40mm	16
		Brenta	GP	L	● Cream	Crema	500mm x 100mm x 40mm	16
		Livenza	GP	M	● Cool Grey	Sterling	500mm x 100mm x 40mm	16
		Marana	EXP	D	● Warm Grey	Taupe	500mm x 100mm x 40mm	16
		Plave	EXP	D	● Blackish	Raven	500mm x 100mm x 40mm	16
		Potenza	EXP	D	● Red	Rouge	500mm x 100mm x 40mm	16
	SAN SELMO RECLAIMED	Aged Red	GP	M	● Red	Rouge	230mm x 110mm x 76mm	16
		Limewash	GP	L	● Red	Rouge	230mm x 110mm x 76mm	16
		Reclaimed Original	GP	M	● Red	Rouge	230mm x 110mm x 76mm	16
	SAN SELMO SMOKED	Cloudy Silver	GP	M	● Cool Grey	Sterling	230mm x 110mm x 76mm	17
		Grey Cashmere	GP	L	● Cool Grey	Sterling	230mm x 110mm x 76mm	17
		Opaque Slate	GP	M	● Cool Grey	Sterling	230mm x 110mm x 76mm	17
Wild Storm		GP	D	● Blackish	Raven	230mm x 110mm x 76mm	17	
ULTRA SMOOTH	Chill	EXP	M	● Cool Grey	Sterling	230mm x 110mm x 76mm	17	
	Jazz	EXP	D	● Warm Grey	Taupe	230mm x 110mm x 76mm	17	
	Rhythm	EXP	D	● Brown	Sienna	230mm x 110mm x 76mm	17	
	Tempo	EXP	L	● Cream	Crema	230mm x 110mm x 76mm	17	

Collection	Range	Product	Durability Class	Solar Rating	Colour Group	Colour Scheme	Size	Page
PREMIUM	VENETIAN GLASS	Arctic Crystal	EXP	N/A	○ White	Blanco	230mm x 110mm x 76mm 110mm x 110mm x 76mm	19
		Aquamarine	EXP	N/A	● Cool Grey	Sterling	230mm x 110mm x 76mm 110mm x 110mm x 76mm	19
		Blue Sapphire	EXP	N/A	● Cool Grey	Blue Mood	230mm x 110mm x 76mm 110mm x 110mm x 76mm	19
		Golden Amber	EXP	N/A	● Tan	Bisque	230mm x 110mm x 76mm 110mm x 110mm x 76mm	19
		Smokey Quartz	EXP	N/A	● Brown	Sienna	230mm x 110mm x 76mm 110mm x 110mm x 76mm	19
GLAZED	ALLURE	Ariana	EXP	M	● Red	Naked Ambition	230mm x 110mm x 76mm	22
		Capri	EXP	D	● Red	Rouge	230mm x 110mm x 76mm	22
		Clara	EXP	D	● Blackish	Raven	230mm x 110mm x 76mm	22
		Koko	EXP	D	● Warm Grey	Taupe	230mm x 110mm x 76mm	22
		Lulu	EXP	L	○ White	Blanco	230mm x 110mm x 76mm	22
		Oria	EXP	M	● Tan	Bisque	230mm x 110mm x 76mm	22
		Aubergine	EXP	D	● Cool Grey	Sterling	230mm x 110mm x 76mm*	23
	CAMILLA	Azure	EXP	M	● Cool Grey	Global Pattern	230mm x 110mm x 76mm*	23
		Flame	EXP	M	● Red	Rouge	230mm x 110mm x 76mm*	23
		Rosado	EXP	M	● Red	Rouge	230mm x 110mm x 76mm*	23
		Sol	EXP	M	● Cream	Crema	230mm x 110mm x 76mm*	23
		BURLESQUE	Brushed Leather	EXP	M	● Warm Grey	Taupe	230mm x 110mm x 76mm*
	Bursting Orange		EXP	M	● Red	Rouge	230mm x 110mm x 76mm*	22
	Charming Black		EXP	D	● Blackish	Raven	230mm x 110mm x 76mm*	22
	Cognac Illusion		EXP	M	● Warm Grey	Taupe	230mm x 110mm x 76mm*	22
	Deepening Green		EXP	M	● Cool Grey	Sterling	230mm x 110mm x 76mm*	22
	Enchanting Yellow		EXP	M	● Cream	Crema	230mm x 110mm x 76mm*	22
	Indulgent White		EXP	L	○ White	Blue Mood	230mm x 110mm x 76mm*	22
	Karrington Silver		EXP	L	● Warm Grey	Taupe	230mm x 110mm x 76mm*	22
	Luscious Red		EXP	D	● Red	Rouge	230mm x 110mm x 76mm*	22
Majestic Grey	EXP		L	● Warm Grey	Tailored Elegance	230mm x 110mm x 76mm*	22	
Oyster Grey	EXP		D	● Cool Grey	Sterling	230mm x 110mm x 76mm*	22	
Smashing Blue	EXP		D	● Cool Grey	Sterling	230mm x 110mm x 76mm*	22	
Sublime Steel	EXP		D	● Cool Grey	Sterling	230mm x 110mm x 76mm*	22	

Collection	Range	Product	Durability Class	Solar Rating	Colour Group	Colour Scheme	Size	Page	
GLAZED	SPECIALTY	Amber	EXP	D	● Red	Rouge	230mm x 110mm x 76mm*	23	
		Crimson	EXP	D	● Brown	Sienna	230mm x 110mm x 76mm*	23	
		Emerald	EXP	M	● Cool Grey	Sterling	230mm x 110mm x 76mm*	23	
		Espresso	EXP	D	● Blackish	Raven	230mm x 110mm x 76mm*	23	
		Jade	EXP	M	● Cool Grey	Sterling	230mm x 110mm x 76mm*	23	
		Pacific	EXP	D	● Blackish	Raven	230mm x 110mm x 76mm*	23	
		Royal	EXP	D	● Cool Grey	Sterling	230mm x 110mm x 76mm*	23	
		Sienna	EXP	D	● Brown	Sienna	230mm x 110mm x 76mm*	23	
		LUXE	GOVERNOR	Blanc	GP	L	● Cream	Crema	230mm x 110mm x 76mm
Darling	GP			M	● Red	Rouge	230mm x 110mm x 76mm	27	
Denison	GP			M	● Tan	Bisque	230mm x 110mm x 76mm	27	
Foveaux	GP			D	● Brown	Sienna	230mm x 110mm x 76mm	27	
Gipps	GP			D	● Red	Rouge	230mm x 110mm x 76mm	27	
Haigh	GP			M	● Tan	Bisque	230mm x 110mm x 76mm	27	
King	GP			L	● Tan	Bisque	230mm x 110mm x 76mm	27	
Wakehurst	GP			M	● Tan	Bisque	230mm x 110mm x 76mm	27	
INDULGENCE	Biscotti			EXP	M	● Tan	Bisque	230mm x 110mm x 76mm	27
	Praline			EXP	L	● Tan	Bisque	230mm x 110mm x 76mm	27
	Tapas		EXP	M	● Tan	Bisque	230mm x 110mm x 76mm	27	
	Truffle		EXP	D	● Brown	Sienna	230mm x 110mm x 76mm	27	
	INDUSTRIAL		Alloy	EXP	L	● Warm Grey	Taupe	230mm x 110mm x 76mm	27
			Char	EXP	D	● Blackish	Raven	230mm x 110mm x 76mm	27
Foundry			EXP	D	● Warm Grey	Taupe	230mm x 110mm x 76mm	27	
Iron			EXP	M	● Warm Grey	Taupe	230mm x 110mm x 76mm	27	
LANEWAY	Steel	EXP	M	● Cool Grey	Sterling	230mm x 110mm x 76mm	27		
	Saloon	GP	M	● Tan	Bisque	230mm x 110mm x 76mm	26		
MELBOURNE	Loft	GP	M	● Red	Rouge	230mm x 110mm x 76mm	26		
	Canterbury	EXP	M	● Red	Rouge	230mm x 110mm x 76mm	27		
	Blackrock	EXP	D	● Blackish	Raven	230mm x 110mm x 76mm	27		
	Hawthorn	EXP	D	● Tan	Bisque	230mm x 110mm x 76mm 230mm x 110mm x 50mm	27		
	Mornington	EXP	D	● Brown	Sienna	230mm x 110mm x 76mm	27		
	Newport	EXP	L	● Cream	Crema	230mm x 110mm x 76mm 230mm x 110mm x 50mm	27		
	Yerring	EXP	D	● Brown	Sienna	230mm x 110mm x 76mm	27		

Collection	Range	Product	Durability Class	Solar Rating	Colour Group	Colour Scheme	Size	Page
LUXE	METALLIX	Cuprum	EXP	D	Red	Rouge	230mm x 110mm x 76mm	26
		Graphite	EXP	D	Blackish	Raven	230mm x 110mm x 76mm 470mm x 110mm x 76mm	26
		Platinum	EXP	M	Cool Grey	Sterling	230mm x 110mm x 76mm	26
		Zinc	EXP	D	Blackish	Raven	230mm x 110mm x 76mm 230mm x 110mm x 50mm 470mm x 110mm x 76mm	26
ESSENTIALS	ACCESS	Ash	EXP	L	Cool Grey	Sterling	230mm x 110mm x 76mm	30
		Chestnut	EXP	M	Tan	Bisque	230mm x 110mm x 76mm	30
		Cream	EXP	L	Cream	Crema	230mm x 110mm x 76mm	30
		Fawn	EXP	M	Tan	Bisque	230mm x 110mm x 76mm	30
		Ruby	EXP	M	Red	Rouge	230mm x 110mm x 76mm	30
		Tan	EXP	D	Brown	Sienna	230mm x 110mm x 76mm	30
		Shale	EXP	M	Tan	Bisque	230mm x 110mm x 76mm	30
		Stone	EXP	M	Warm Grey	Taupe	230mm x 110mm x 76mm	30
		Whitehaven	GP	L	White	Blanco	230mm x 110mm x 76mm 390mm x 110mm x 76mm	30
		DOMAIN	Haven	EXP	D	Brown	Sienna	230mm x 110mm x 76mm
	Oasis		EXP	M	Cream	Crema	230mm x 110mm x 76mm	30
	Retreat		EXP	M	Red	Rouge	230mm x 110mm x 76mm	30
	Sanctuary		EXP	M	Tan	Bisque	230mm x 110mm x 76mm	30
	HOMESTEAD	Blackwood	EXP	D	Brown	Sienna	230mm x 110mm x 76mm	30
		Buff	EXP	L	Cream	Crema	230mm x 110mm x 76mm	30
		Mushroom	EXP	M	Tan	Bisque	230mm x 110mm x 76mm	30
		Redgum	EXP	M	Red	Rouge	230mm x 110mm x 76mm	30
	SETTLERS	Beechwood	EXP	M	Cream	Crema	230mm x 110mm x 76mm	30
		Mannagum	EXP	M	Red	Rouge	230mm x 110mm x 76mm	30
		Pepperwood	EXP	D	Brown	Sienna	230mm x 110mm x 76mm	30

*Or made to order

EXP = Exposure grade

Suitable for use in external walls exposed to aggressive environments, such as; areas subjected to salts in the soil, adjacent material or ground water, in coastal areas exposed to attack from windborne salt spray, or retaining walls subjected to fertilisers and ground salts.

GP = General purpose

Suitable for internal and external walls only when above a sheet or membrane damp-proof course and protected by an adequate coping, eaves, roof or similar top covering. These units should not be directly exposed to saline environments.

Solar absorptance rating

In the design of energy efficient buildings, architects and consulting engineers need to be able to calculate the heat loss or gain of materials used to construct these buildings.

For this reason, our product range has been categorised into the below three colour groups –

Light (L) < 0.475

Medium (M) 0.475 - 0.70

Dark (D) > 0.70

to assist with their calculations.

BLEND COLLECTION

Collection	Range	Product	Durability Class	Solar Rating	Colour Group	Colour Scheme	Composition	Size
PREMIUM	San Selmo Smoked	Ember	GP	L	Blackish	Raven	50% Opaque Slate, 50% Grey Cashmere	230mm x 110mm x 76mm
		Aqueous	EXP	M	Cool Grey	Sterling	50% Royal, 50% Pacific	230mm x 110mm x 76mm*
GLAZED	GALLERIA	Crimson Sky	EXP	D	Brown	Sienna	50% Sienna, 50% Crimson	230mm x 110mm x 76mm*
		Eden	EXP	M	Cool Grey	Sterling	50% Jade, 50% Emerald	230mm x 110mm x 76mm*
		Serenity	EXP	M	Warm Grey	Taupe	40% Majestic Grey, 60% Karrington Silver	230mm x 110mm x 76mm*
		Superstition	EXP	D	Blackish	Raven	50% Espresso, 50% Charming Black	230mm x 110mm x 76mm*
		Bowen	GP	M	Tan	Bisque	70% Haigh, 30% Wakehurst	230mm x 110mm x 76mm
LUXE	GOVERNOR	Cairns	GP	M	Tan	Bisque	70% Wakehurst, 30% Haigh	230mm x 110mm x 76mm
		Carrington	GP	D	Tan	Bisque	70% Gipps, 30% Denison	230mm x 110mm x 76mm
		Musgrave	GP	L	Tan	Bisque	60% King, 30% Haigh, 10% Wakehurst	230mm x 110mm x 76mm
		Norman	GP	M	Tan	Bisque	60% Haigh, 30% Wakehurst, 10% King	230mm x 110mm x 76mm
		O'Connell	GP	M	Tan	Bisque	40% Denison, 40% Darling, 20% Foveaux	230mm x 110mm x 76mm
		Robinson	GP	D	Tan	Bisque	60% Gipps, 30% Denison, 10% Foveaux	230mm x 110mm x 76mm
		Stewart	GP	M	Cream	Crema	80% Darling, 20% Foveaux	230mm x 110mm x 76mm

PAVER COLLECTION

	Colour	Durability Class	Slip Resistance Category	Size & Finish Options	Colour Group	Colour Scheme		
CLAY PAVERS	EARTH	Autumn Sunset	EXP	P5	230 x 114 x 50	Red	Rouge	
		Gold 'n' Copper	EXP	P5	230 x 114 x 50	Red	Rouge	
		Sunburst Red	EXP	P5	230 x 114 x 50	Red	Rouge	
		Firestone Red	EXP	P5	230 x 114 x 50	Red	Rouge	
		Slate	EXP	P5	230 x 114 x 50	Warm Grey	Taupe	
		Straw	EXP	P5	230 x 114 x 50	Cream	Crema	
		Taupe	EXP	P5	230 x 114 x 50	Brown	Sienna	
		LANEWAY	Cellar	GP	P5	230 x 114 x 50	Red	Rouge

HOME OF DESIGN

*Brickworks Design Studios and Design Centres
are the place to get inspired and excited about your project.*

Our extensive and innovative range of building solutions are all on display within our Brickworks Design Studios and Design Centres. A free one-to-one colour consultation with a Brickworks design expert allows you to feel the textures and experience the quality first hand, giving you ideas and bringing your new home to life.

brickworks.com.au/colour-consultations/

And now, with our online colour visualisation tool, iVisualise, you can experiment and choose what your new home will look like online, making the process of selecting your external colours and finishes a stress-free experience.

australbricks.com.au/ivisualise

BEAUTIFUL PRODUCTS that last forever

PRODUCT: LA PALOMA ROMERO
PROJECT: WATERSIDE COURT
ARCHITECT: JW CONSTRUCTIONS
PHOTOGRAPHER: CONNOISSEUR PHOTOGRAPHY

Our genuine building products create the most beautiful and sustainable environments and places in Australia.

Brickworks Building Products is one of Australia's largest and most diverse building material producers and providers. With our heritage as one of Australia's founding brick businesses many generations ago, we hold the values of family, community, sustainability, innovation and quality at our core.

We know our quality products last forever, which is why some of our products come with a 100 year guarantee.

Under the Brickworks Building Products umbrella are some of Australia's best known

building materials brands. Our products include bricks, pavers, masonry blocks, retaining wall systems, precast concrete panels, solar, concrete and terracotta roof tiles, timber products, terracotta façades and specialised building systems.

With a broad product portfolio of leading products from Australia and around the world – available right across the country – Brickworks Building Products pride ourselves on our commitment to product, service excellence and our leadership position.

we are BRICKWORKS

BRICKWORKS

AUSTRALIA

australbricks

australmasonry

australprecast

bristiler roofing

southern cross cement

BOWRAL BRICKS



nubrik

terracade

Pronto Panel

GB Masonry

URBAN STONE

CAPITAL BATTENS

NORTH AMERICA

Glen-Gery

Sioux City Brick

Lawrenceville BRICK

Cushwa BRICK

EXCLUSIVE DISTRIBUTOR

La Escandella

S. ANSELMO

la paloma Cerámicas

CERAMICHE KEOPE



australbricks.com.au | 13 brick

Design Studio

Melbourne

Ground Floor
367 Collins Street,
Melbourne
VIC 3000
03 8621 7777
melbournedesignstudio
@brickworks.com.au

Design Centres

Deer Park

972 Western Highway
Deer Park
VIC 3164
03 9361 8400

Geelong

200 Torquay Road
Grovedale
VIC 3216
03 5224 3200

Lynbrook

Cnr Westernport
Highway & Northey
Road Lynbrook
VIC 3975
03 8788 8300
03 8788 8350

Wollert

Brick Makers Drive
Wollert
VIC 3750
03 9303 4000
infovic@australbricks.
com.au

Proud Supporters



BRICKWORKS
— BUILDING PRODUCTS —

The product images in our brochures give a general indication of colour for your preliminary selection. We also recommend you view current product samples before making your final selections.