

System:	GranoShield® Matt Low Profile
----------------	-------------------------------

System:	Exterior – Premium System
----------------	---------------------------

Substrate:	New and uncoated Pronto Panel
-------------------	-------------------------------

PAGE 1 OF 7
VERSION 1
JUNE 2016

Product Description

GranoShield® Matt is a pure acrylic matt finish, high performance elastomeric coating which is approved to APAS 0118/2 & APAS 0117/3.

Surface Preparation

The success of any coating system is very much dependent on the correct installation of the Pronto Panels. Installation must be in accordance with the substrate manufacturer's instructions and specifications, and must meet all relevant Building Codes and Standards.

Compliant weather and moisture management systems must be in place prior to commencement of any render or coatings application. All fixings must be non-corrosive and of exterior grade. Bare Pronto Panels must not be left uncoated for extended periods of time as the sheet surface may degrade or change and this will compromise the substrate integrity and suitability of the intended coating system. Application must not be carried out if any degradation, or change of the surface has taken place.

Examine sheets to ensure that there is no possibility of future movement.

It is the responsibility of the Applicator to ensure that the substrate is fit for purpose and is of an acceptable standard prior to the application of any Granosite preparatory or finishing system. Valspar is not responsible for determination of suitability and quality of the building system or its durability.

If misalignment between sheets is in excess of 3mm, contact Valspar technical or sales.

Substrate must be free from dirt, dust, oil, grease, mould or any other contaminants that may affect adhesion.

Coatings System

	Acrylic Render Skim Coat	1 st Top Coat	2 nd Top Coat
	GranoSponge™ Fine Acrylic	GranoShield® Matt	GranoShield® Matt
Product Info. Sheet	G1.21	G2.27	G2.27
Application Method	Stainless steel and red plastic trowels	Brush, 10-12mm pile roller, spray	Brush, 10-12mm pile roller, spray
Thinners/Cleanup	Water	Water	Water
Spreading Rate	1 m ² /L (per 1mm build)	4 m ² /L	4 m ² /L
Wet Film Thickness	1500 microns	250 microns	250 microns
Dry Film Thickness	1000 microns	117 microns	117 microns
Touch Dry	4 hours	4 hours	4 hours
Recoat	24 hours	6 hours	6 hours

Additional Notes

Surface preparation is the responsibility of the Builder, Renovator or Main Contractor and the Applicator. To achieve the indicated performance, it must be carried out according to Valspar's recommendations.

Application must be carried out by a skilled applicator, who is totally conversant with the Valspar Granosite products and systems, to validate full material warranty conditions. Coatings must be applied as outlined in the relevant data sheets.

Substrate Manufacturers Requirements.

Prior to undertaking any surface repairs/remediation or application of preparation products or other coating products, the applicator must be fully conversant with the manufacturers installation manual and requirements.

Expansion Joints.

Good building practice nominates that expansion joints should be included in the building design. These must be placed at established intervals as per the relevant building standard, as well as being placed to tolerate any potential movement at weak points in the construction. The correct placement, suitability and installation of control joints is the responsibility of the builder and building engineer.

Valspar is not liable for damage caused by deformation or movement of the substrate or structural cracking, as control of structural cracking is beyond the scope of a coating specification.

Moisture Management.

Suitable moisture management systems must be included in the wall design and construction. Specified coating systems provide a durable aesthetic finish but do not contribute to the waterproofing of the building.

Glancing Light.

Texture coatings will only follow the contour of the substrate, therefore in certain light conditions joints or imperfections may be apparent (Glancing or Critical Light). This is an industry issue and is not product related. Careful consideration should be given to the condition of the substrate, texture and skill of the applicator prior to application.

Colour Restrictions.

Dark colours will give excessive heat absorption, which may cause temporary or permanent panel damage or distortion, or coating system failure due to elevated surface temperatures. To avoid this, the topcoat colour must have a Light Reflective Value (LRV) greater than 40%.

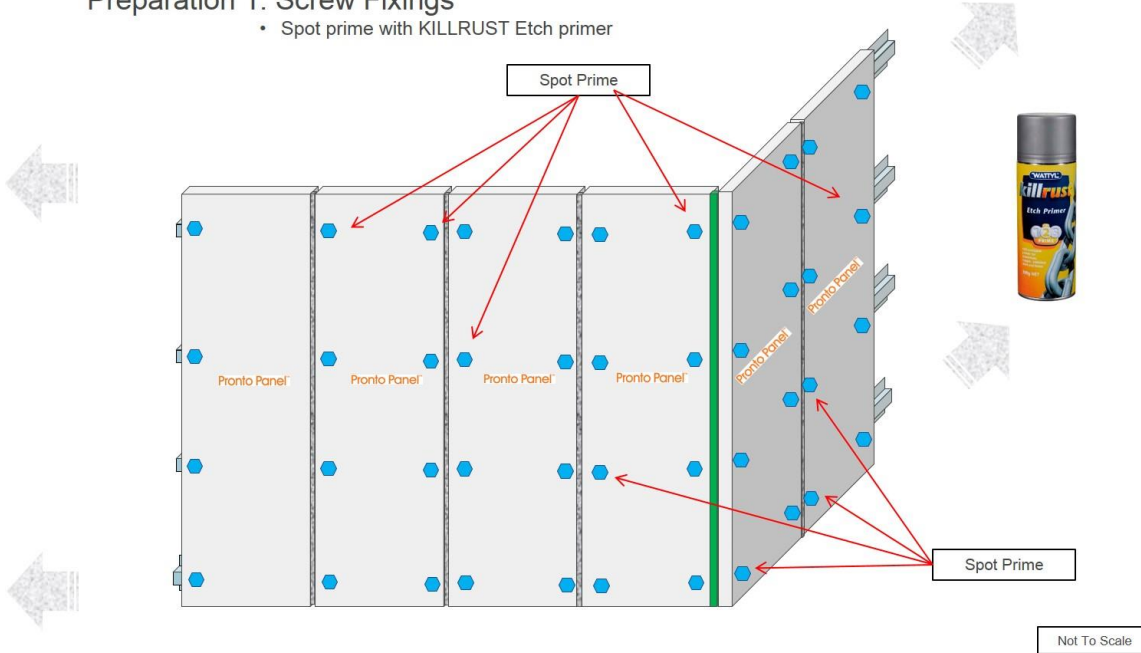
NOTE: This coating specification does not constitute Valspar endorsement of any building system or the suitability of any building system for any specific project.

Caution: Provide adequate ventilation during use.

Application should not be carried out if the air temperature or the substrate temperature is below 10°C or above 35°C. The temperature must not fall below 10°C during the drying process.

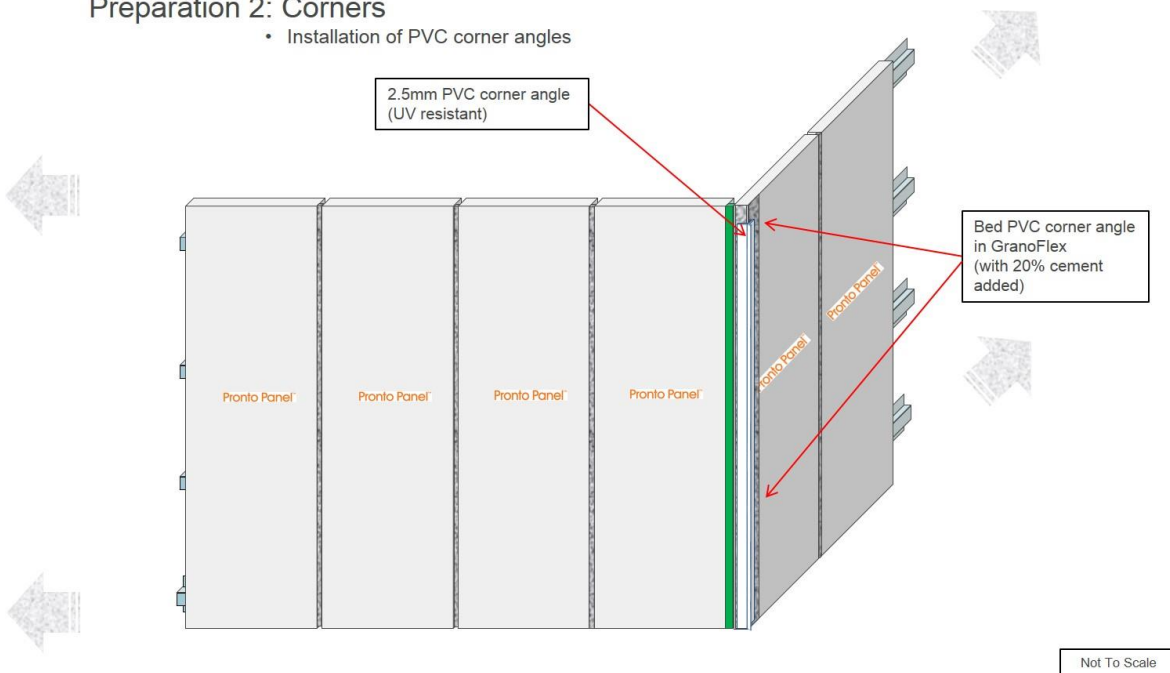
Preparation 1: Screw Fixings

- Spot prime with KILLRUST Etch primer



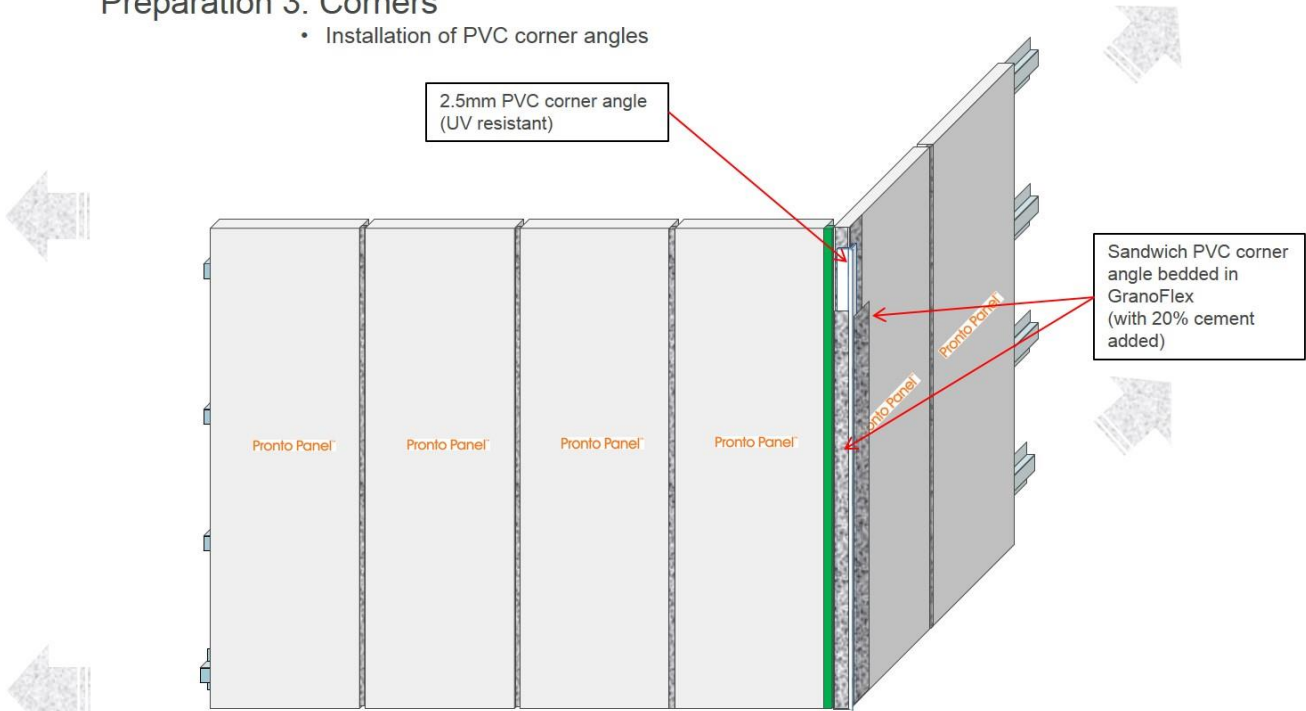
Preparation 2: Corners

- Installation of PVC corner angles



Preparation 3: Corners

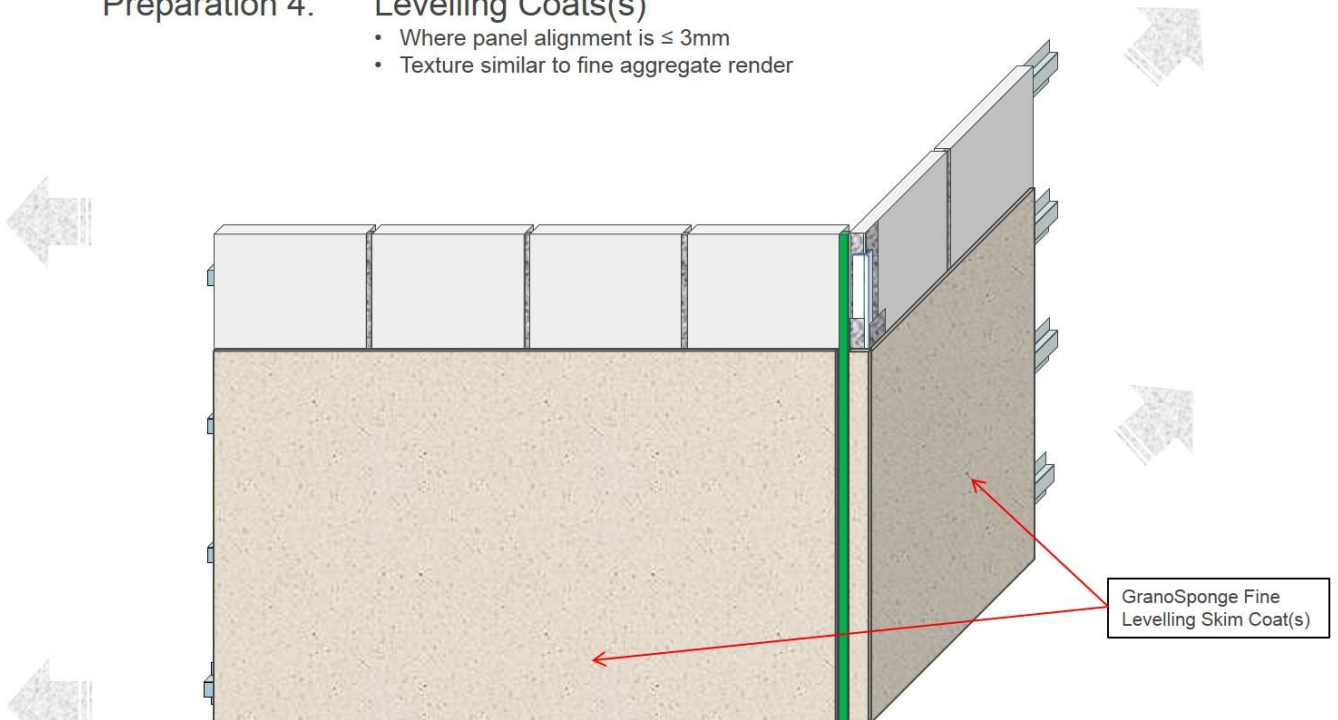
- Installation of PVC corner angles



Not To Scale

Preparation 4: Levelling Coats(s)

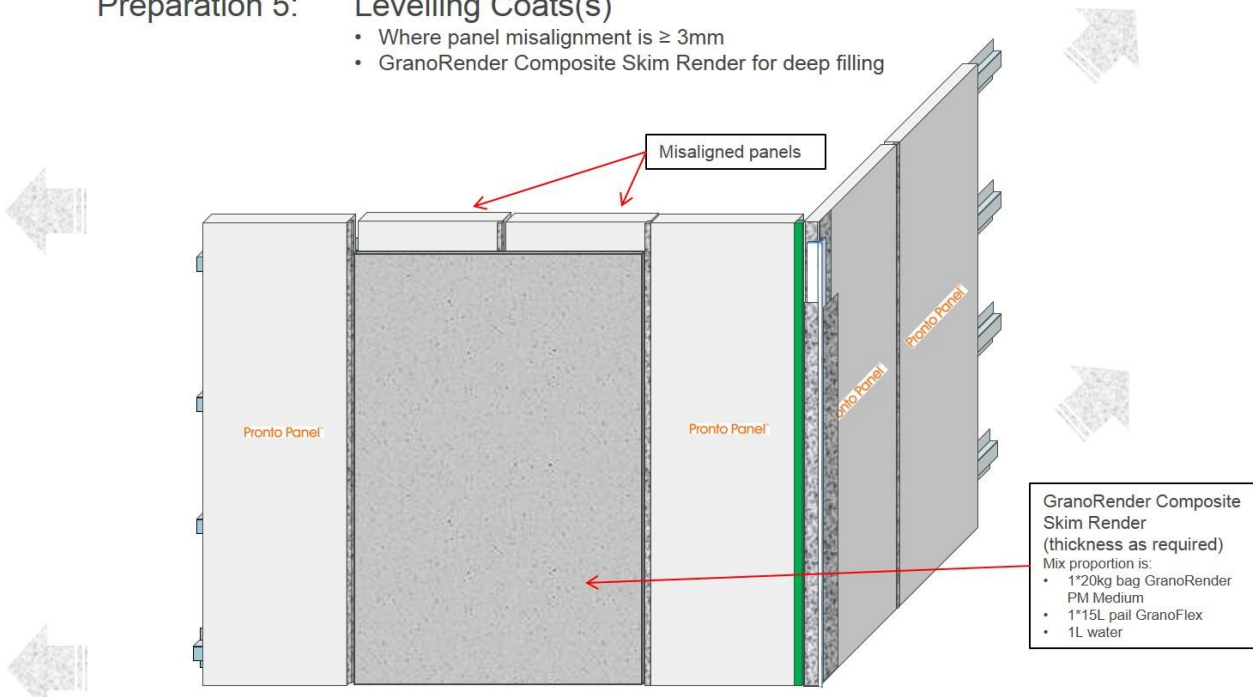
- Where panel alignment is $\leq 3\text{mm}$
- Texture similar to fine aggregate render



Not To Scale

Preparation 5: Levelling Coats(s)

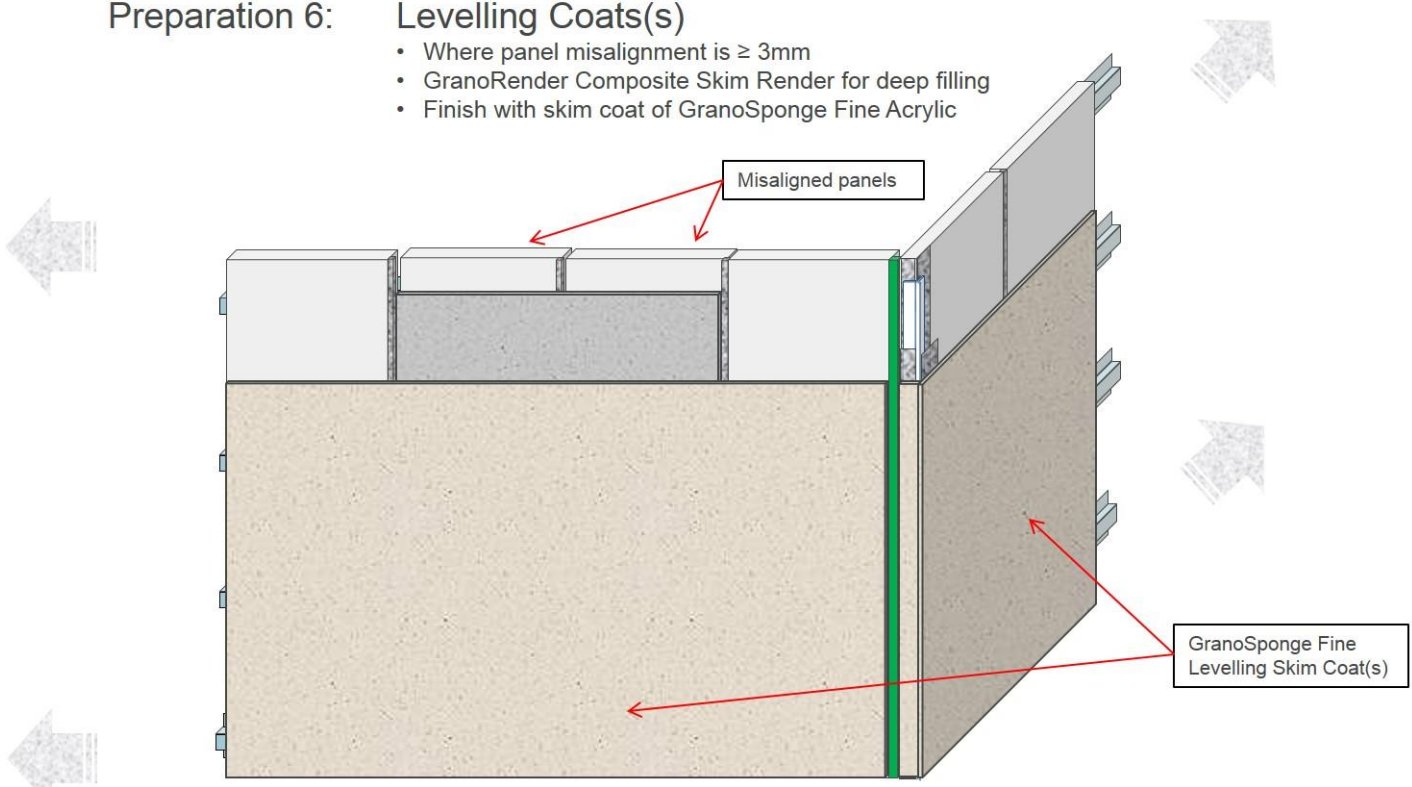
- Where panel misalignment is $\geq 3\text{mm}$
- GranoRender Composite Skim Render for deep filling



Not To Scale

Preparation 6: Levelling Coats(s)

- Where panel misalignment is $\geq 3\text{mm}$
- GranoRender Composite Skim Render for deep filling
- Finish with skim coat of GranoSponge Fine Acrylic

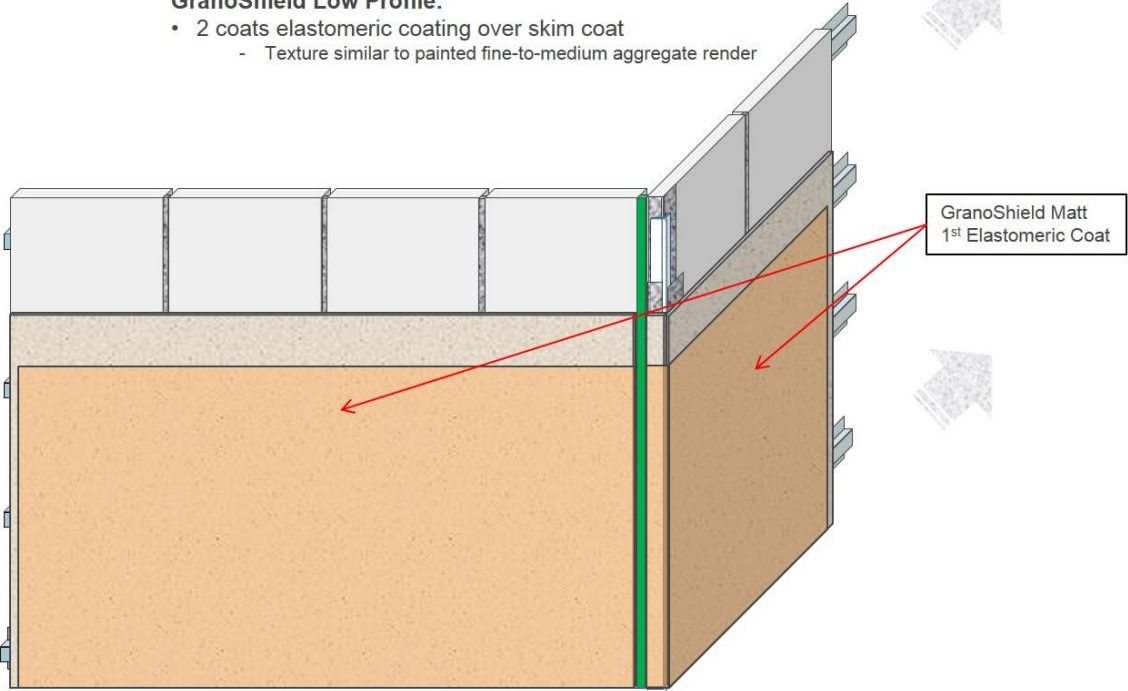


Not To Scale

Texture Coating: Basic Finish (1)

GranoShield Low Profile:

- 2 coats elastomeric coating over skim coat
- Texture similar to painted fine-to-medium aggregate render

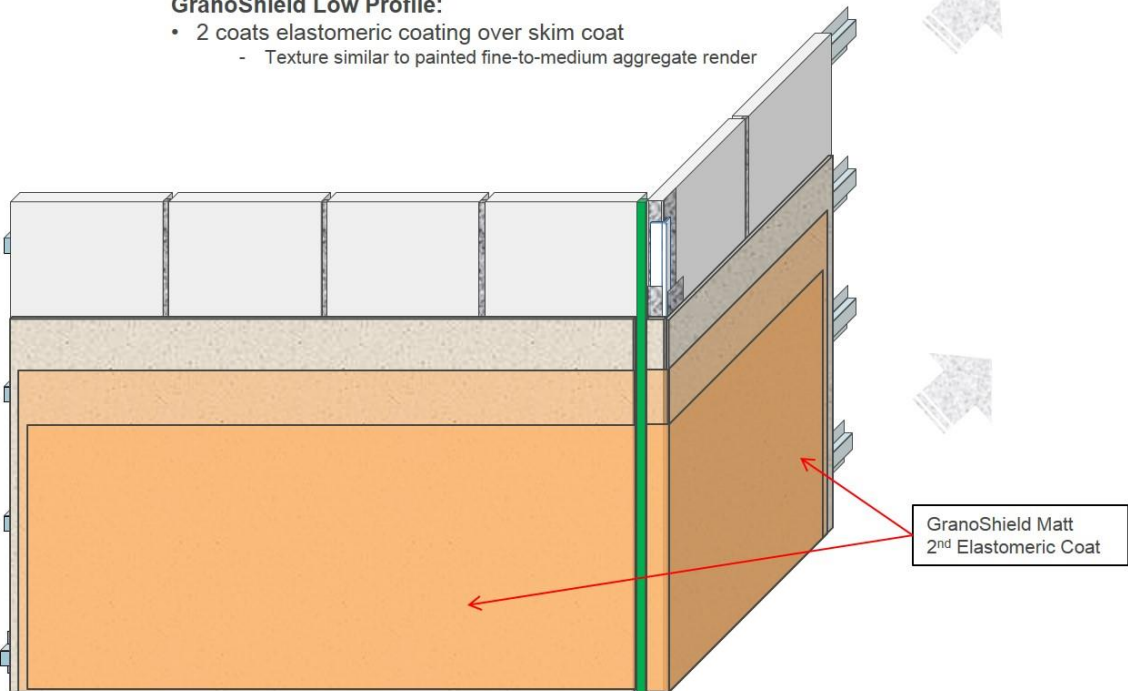


Not To Scale

Texture Coating: Basic Finish (2)

GranoShield Low Profile:

- 2 coats elastomeric coating over skim coat
- Texture similar to painted fine-to-medium aggregate render



Not To Scale

REFER TO PRODUCT TECHNICAL DATA SHEETS AND SAFETY DATA SHEETS FOR FURTHER INFORMATION ON THE PRODUCTS MENTIONED IN THIS SPECIFICATION SHEET

1. This information is provided with respect to the listed Granosite products. Valspar Paint (Australia) recommends that:

(a) you review the Technical Data Sheets (TDS) and Safety Data Sheets (SDS) before you use or handle the product; (b) the product be used only in accordance with the information provided by Valspar; (c) the product be transported, stored and handled in accordance with the information on the SDS and relevant TDS; and (d) you thoroughly test the product, using the recommended application method on a sample of intended substrate, before using the product.

2. The information in this specification sheet was prepared using information gathered during product development. While Valspar endeavours to update this information and maintain the accuracy and currency of its contents, Valspar cannot guarantee that the information provided is wholly comprehensive.

3. Valspar recommends that you conduct such additional investigations as may be necessary to satisfy yourself of the accuracy, currency and comprehensiveness of the information on which you rely in using and handling the product. If you require further information please contact your nearest Valspar Office.

4. To the full extent permitted by law, Valspar's liability for breach of a condition or warranty implied into the contract for sale between Valspar and you by law is limited at Valspar's election to: (a) the replacement of the product; or (b) payment of the cost of replacing the product.

Granosite is a registered trademark of Valspar Paint (Australia) Pty Ltd ABN 40 000 035 914.

INFORMATION HOTLINE: Ph: 132 101 (AUSTRALIA)