

# MORTEX

*for mortar just add water*




*Mortex is a factory manufactured, quality assured premixed M4 rated mortar solution. It can save labour time, increase efficiency, remove the need for on site blending, and is compliant with AS3700.*

Mortex takes the guess work out of mortar blending and reduces the potential for under strength, non compliant mortar use. This can ultimately reduce potential liabilities, saving money and time on rectifications. Mortex is a preblended mixture of cement, specially graded sand, lime and admixtures which creates a high quality mortar blend when combined with water.

Mortex is a factory produced M4 premixed mortar to the requirements of AS3700. With the adoption of ISO9001:2008 principles, the mortar constituents are accurately measured and blended in a controlled environment to ensure consistent, homogeneous mortar is produced on-site.

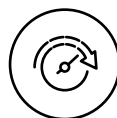
## *Mortex offers a host of benefits including:*



### **Consistency**

Mortex is factory manufactured which means it is quality controlled and tested to ensure the mix provided is consistent.

It also ensures enhanced structural adequacy as the strength variation of batches is reduced when compared to site blending mortar.



### **Save Time and Labour**

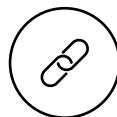
Standard mortar requires a labourer mixing defined proportions of cement, sand, lime and admixtures on site.

Because these components are premixed, Mortex simply requires water to be added to the mix which can save time and labour costs.



### **Strength**

Mortex is M4 rated which means it is the strongest mortar blend specified in the Australian standards.



### **Durability**

Mortex provides a weather resistant and durable mortar and is suitable for most brick and block applications.



### **Ready to Use**

Mortex is pre-bagged ready for use and only requires the addition of clean water. Selected sands, lime, cement and admixtures have been blended together to produce Mortex.



### **Compliant and Quality Assured**

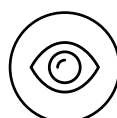
Standard mortars blended on site rely on trades to mix the correct proportions of ingredients to achieve a compliant mortar mix.

Mortex is pre blended to ensure that, when mixed according to the noted specifications, it will comply with Australian standards AS3700.



### **Long Lasting**

Mortex is highly workable and cohesive, with a long board life.



### **Colour Range**

Standard grey, black and white coloured versions of Mortex are available.

## *What makes up Mortex?*

- Cement complying with standards AS3972.
- Lime complying with standards AS1672.1.
- Sand that is free of any deleterious materials.
- Admixtures including plasticisers and air entraining agents complying with AS1478.1.



## Steps for Use:

### STEP 1 MORTEX

Place 20kg of Mortex into a cement mixer.

### STEP 2 ADD WATER

Add pre measured water to the mix using 3.4 litres for Mortex White and 3.5 - 3.7 litres for Mortex (Standard Grey). Add in increments while mixing, and mix thoroughly to obtain a consistent even mix. Do not use excessive amount of water outside of the recommended levels as this will affect workability and weaken the mortar.

### STEP 3 READY FOR USE

Use mix within 1 hour of mixing and discard mix that has been standing for an extended period of time. Do not add additional water to Mortex which has lost workability – discard mix.

Apply adequate amount to each laying bed for even spacing of mortar joints.

Allow the Mortex to set before raking or finishing the joints.

Clean equipment with water after use.

## Colour Range



Mortex White



Mortex (Standard Grey)



Mortex Black

## Applications

### Masonry Blocks

Mortex can be used with all Austral Masonry products. The special formulation means colour oxide can be added and better dispersed for a brighter colour finish.

### Clay Bricks

Mortex shrink characteristics make it compatible with the entire Austral Bricks range of products.



[australmasonry.com.au](http://australmasonry.com.au) | 1300 masonry (1300 627 667)



A member of



Proud Supporters

