


Colour Chart

Clay Pavers


Metro




Wickham



Parker



Cohen



Stuart




Brockman




Hume


Riviera



Portfino



Imperia



Naples


Moda




Sanza



Sol



Leola



Bello




Zumo

Natural Stone


Natural Stone




Basalt




Bluestone



Egyptian Limestone



Black Granite



Grey Granite

Brickworks Design Centres Sales and Selection

Armadale
245 South Western Highway
Armadale WA 6112

Bunbury
Unit 5, Lot 5 Picton Road
Bunbury WA 6230

Malaga
10 Bonner Drive
Malaga WA 6090

O'Connor
Cnr Stock Road & South
Street
O'Connor WA 6163

Subiaco
Shop 8, Homebase,
55 Salvado Road
Subiaco WA 6008

Brickworks Warehouses Yard and Pickups

Armadale
245 South Western Highway
Armadale WA 6112

Bellevue
Military Road
Bellevue WA 6056

Malaga
10 Bonner Drive
Malaga WA 6090

Waterloo
Waterloo Road
Waterloo WA 6228

Trading hours
For trading hours please visit www.australbricks.com.au

Austral Bricks Head Office Western Australia

Caversham
Harper Street
Caversham WA 6055
Tel. (08) 9261 9999
Fax. (08) 9261 9988
Email. infowa@australbricks.com.au



13-BRICK (132 742)
www.australbricks.com.au




A member of



Proud supporters



The range of building products from
BRICKWORKS
BUILDING PRODUCTS



Clay Pavers: Fired clay pavers are a natural product. The firing of product in the brick-making process will result in natural variation in colour and texture between pavers of the same type and quality. The product images in our brochures are for illustrative purposes only. The product swatches give a general indication of colour for your initial selection.


Natural Stone: There are no two pieces of natural stone identical in appearance. Stones may have variation in colour, shades, tones, textures and veining patterns from paver to paver. The product images in our brochures are for illustrative purposes only. The product swatches give a general indication of colour for your initial selection. We recommend you also view current product samples before making your final selection.

Please view samples in pre-start rooms or visit one of Austral Bricks Selection Centres to view current product examples before making your final selection.

The product images in our brochures give a general indication of colour for your preliminary selection. We also recommend you view current product samples before making your final decision.

Colour Chart

Brick & Paver




bricks
style with
substance



Colour Chart

Clay Bricks



Note: Our clay bricks are made from naturally occurring minerals that are kiln fired to lock in their colour and strength for life. The composition of the raw materials as well as the firing process may cause each run to differ. The resulting colour variation is inherent in the process and part of the appeal of our natural products. The product images in our brochures are for illustrative purposes only. The product images give a general indication of colour for your preliminary selection.

Please view samples in pre-start rooms or visit one of Austral Bricks Selection Centres to view current product examples before making your final selection.

How to Choose Austral Bricks®

Bricks are made from natural minerals. That's why their colours vary from batch to batch, especially character bricks with multiple colours.

This variation is part of their enduring natural appeal. Please note that the product photographs in this publication are indicative only of the range of colours and textures.

Austral Bricks strongly recommends that you view examples from at least three of the following sources before finalising your choice.

1. Brochures and website are an excellent way to narrow your choice from the wide range of bricks available. Please note however, that the product photographs in this publication are indicative only of the range of colours and textures available.

2. Sample box contains three examples of the current brick blend. Again, the final blend will not be in equal proportions. Use these samples to assist in coordinating colour schemes.

3. Display homes give an excellent understanding of a full-scale, well-blended brick wall to help you understand the characteristics and proportions of a specific blend.

4. Hand boards show three brick faces – light, average and dark – but the final blend will not be in equal proportions of these shades. Hand boards help you to compare products and focus your short list.

5. Display walls show typical examples of the brick blend, including the base colour and the proportion of light, dark and average colours. Be aware that the mortar colour and finish will affect your perception of the overall wall colour.

6. Recently-constructed houses give another example of the range of colours in a particular blend. While these must be viewed from the street, they do show how a particular brick looks in the field. Ask for a list of houses in your area. For more information about choosing bricks just talk to any of our Selection centre staff.

